

DAS RAD®



DAS RAD NOVEMBER/DECEMBER 2008

Page	Article	Topics	Teaching ideas
2	Forum Job: Weihnachtsmann	Festivities / Facts about the country	To start, sketch a Santa Claus figure on the board, asking: <i>Wer ist das?</i> Should your students not know the answer in German, write <i>der Weihnachtsmann</i> and <i>der Nikolaus</i> under the sketch. Next, introduce more Christmas vocabulary and encourage students to participate in our Christmas card competition.
4	3 Super-Filme	New movies / Personal details	Please go to page 2.
7	Weihnachtswunschliste 	A song	Introduce the terms <i>der Weihnachtswunsch</i> and <i>der Wunschzettel</i> . Then ask your students to compose their own Christmas wish list and compare their list with the things mentioned in the song. After singing the song with them, play some German Christmas carols.
8	Allgäu Live	Facts about the country / Christmas traditions	Revise all the Christmas vocabulary introduced so far by compiling a list on the board with your students. Add the terms appearing at the bottom of page 8. Who can sketch an <i>Adventskranz</i> etc. ?
10	Weihnachten in deutschen Zoos	Plural / Interrogatives	Please go to page 7.
12	Der Schäferhund – ein Star	Pets / Commands	Please go to page 7.
14	DAS RAD Quiz: Marias Hund	Adjectives / Winter sports	When students have found the answer to the quiz, ask them to describe the other dogs. Supply additional vocabulary such as <i>klein, riesig, schwarz, weiß, spitze Ohren, Schlappohren, langer Schwanz, kurzer Schwanz</i> , etc. Students could find out the German names of the dog breeds.
16	Deutsche Maskottchen	An event / Numbers	Briefly revise numbers and ordinary numbers, before working on the text. For homework students find out the German names for the chess figures.

BACKGROUND

Weihnachten (Christmas)

Christmas, which marks the birth of Jesus Christ, was first celebrated in 354 AD. In most countries, December 25 and 26 are public holidays. In Germany, the evening preceding the actual Christmas days (*der 24.*

Dezember – der Heilige Abend) is often the highlight of celebrations, when presents are exchanged under the Christmas tree. The custom to give each other presents dates back to the 16th century, when the Christmas tree also made its first appearance. But only in the 19th century did it become a widely used Christmas feature in almost every household. The character of the *Weihnachtsmann* (Santa Claus) is based on St. Nicholas and personifies goodwill and the exchange of gifts. December 6 is *Nikolaustag*, when Santa Claus comes to visit the children, either to give them small presents from his bag, or (if they haven't been good) to punish them!

Web tip For information about German style Christmas go to www.derweg.org and www.goethe.de



You'll find topic-related listening tracks on the DAS RAD CD.

Share your views!

We'd love to know what you think about our magazines.
Go to www.maryglasgowmagazines.com and fill in our evaluation survey.

TEACHING IDEAS

PAGES 4 - 6

3 Super-Filme!

We use several new blockbusters to practice personal details and introduce film vocabulary.

OBJECTIVES

- Learning about movies
- Understanding a contents
- Recognizing personal details

STARTER

Adding *die Weihnachtszeit* and *der Weihnachts-Blockbuster* under the list of Christmas terms, ask your students, *Ist Blockbuster ein deutsches Wort? – Nein, es ist ein englisches Wort. – Was ist ein Blockbuster?* Should students not be able to answer in German, explain to them: *Ein Blockbuster ist ein super Film. Er kostet viel Geld, aber er bringt auch viel Geld. Viele Leute sehen Blockbuster*, etc. Next, ask your class if anyone has seen any blockbuster movies recently, and write the titles of all films mentioned on the board, in English and in German. If students do not list the movies from the article, add them to the list, adding the relevant category. Most students will be familiar with the characters of Harry Potter and James Bond.

TEXT ACQUISITION

First, work on the text on page 4, asking your class: *Wer ist James Bond?* Students will probably answer in their own language. Introduce the German terms *ein Geheimgent* and *ein Spion* by listing them on the board. Now ask your students to name all the Bond movies they know, then say *Weihnachten kommt ein neuer Bond-Film in die Kinos* and move on to the text. After reading the short paragraph, ask which category 'Quantum of Solace' would belong to (*ein Thriller*). Next, students

work on their own or with a partner on the text on page 5, referring to the word list. Help them if necessary. Ask your students about the home country of Harry Potter and James Bond (England). Students then fill in the countries as required on top of page 6.

EXTENSION

If you haven't done so already, introduce the animal names for the photo on page 5 (bottom): *die Giraffe, das Nilpferd, der Löwe, das Zebra*. Next, students work on **Wer sagt das?** on page 6, again on their own or with a partner. With more advanced groups this could be a contest: Who finishes first, with all the right answers? If time allows (and if you have some suitable props) several students could incorporate the movie characters, including the animals! The others then ask: *Was bist du? Woher kommst du? Wo wohnst du?* etc. Finally, students ask each other questions about their own personal details.

As your students will know, the cinema release of the new Harry Potter film has been postponed to July 2009. Unfortunately, this was only announced after our magazines had already gone to print.

BACKGROUND

James Bond 007

James Bond is a fictitious character, invented by the British writer Ian Fleming in the early 1950s. Fleming, who himself had been a secret agent in World War II, mixed facts with fiction and created one of the most successful heroes of modern times. James Bond, spy, daredevil and ladies' man, became a worldwide cult figure. By the time Fleming died (in 1964) he had written 12 Bond novels, all of which had been made into movies. After Fleming's death, the film producers commissioned new Bond stories from other writers. Not only the character James Bond became famous, but also the actors who played him, from Sean Connery (the first Bond) to Daniel Craig (the current Bond). Many Bond movies have become classics, and some have been filmed twice, e.g. 'Casino Royale'.

Web tip www.jamesbondfilme.de;
www.james-bond007.de

WORKSHEET I Blockbuster



- Writing sentences

NOTES

Listing famous blockbusters

DAS RAD Vol. 48, November/December 2008

POSTAL INFORMATION: DAS RAD (ISSN 0033-7455) is published six times during the school year: Sept./Oct., Nov./Dec., Jan./Feb., Mar., Apr., May/June, by Scholastic Inc. Office of Publication: 2931 E.McCarthy Street, P.O. Box 3710, Jefferson City, MO 65102-3710.

PRICES: \$7.95 each per year for 10 or more subscriptions to the same address. 1-9 subscriptions, each \$24.95 student edition; \$29.95 Teachers' Edition, per school year. Single copy: \$5.50 student. \$6.50 Teachers' Edition. Periodical postage paid at Jefferson City, MO 65102 and at additional mailing offices.

POSTMASTERS: send address changes or any communications relating to subscriptions to Office of Publication, DAS RAD 2931 E.McCarthy Street, P.O. Box 3710, Jefferson City, MO 65102-3710.

PRINTED IN U.S.A.

Contains a minimum of 10% post-consumer waste



Arbeitsblatt I DAS RAD

Name: _____

Klasse: _____

Datum: _____

Blockbuster

Hier sind Sätze zu 3 Filmen, aber die Wörter sind durcheinander.
Schreib die Sätze richtig, wie im Beispiel (1):



1. Spion / ist / James Bond 007 / ein
James Bond 007 ist ein Spion.
.....

2. viele / Bond-Filme / gibt / es
.....

3. Craig / der / Daniel / Star / ist
.....



4. Potter / auf / Hogwarts-Schule / Harry /
geht / die
.....

5. in / 6. Klasse / Harry / ist / der
.....

6. findet / über / ein /
Lord Voldemort / Buch / er
.....



7. Animation / eine / „Madagascar 2“ / ist
.....

8. Tiere / die / sind / Stars
.....

9. machen / große / sie / Reise / eine
.....

Arbeitsblatt 2 DAS RAD

Name: _____


Klasse: _____

Datum: _____

Der Weihnachtsmann im Zoo

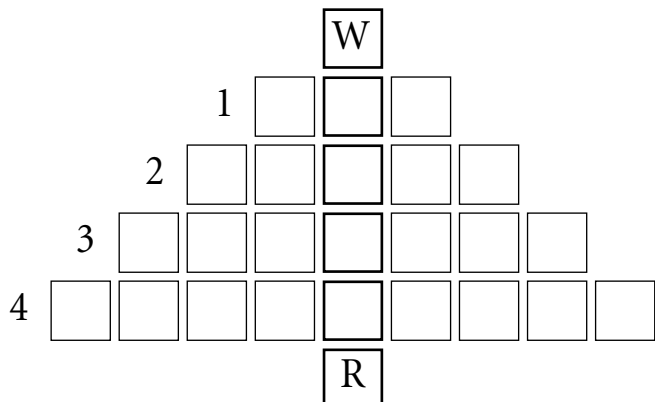
A Das ist ein Interview mit dem Weihnachtsmann. Er besucht die Tiere im Zoo. Verbinde die Fragen mit den Antworten, zum Beispiel (1/C).

- | | |
|---|---|
| 1. Guten Tag, lieber Weihnachtsmann
Was machst du denn im Zoo? | A. Die Pinguine bekommen
Fische, und die Hirsche Mais. |
| 2. Was? Die Tiere feiern Weihnachten? | B. Bananen natürlich! |
| 3. Was für Geschenke bekommen die Tiere? | C. Ich bringe den Tieren Geschenke. |
| 4. Und die Elefanten? | D. Ja, die sind für sie eine Delikatesse. |
| 5. Was, Elefanten mögen Weihnachtsbäume? | E. Ja, es gibt Geschenke und es gibt Partys. |
| 6. Und was mögen die Affen? | F. Die Elefanten bekommen Weihnachtsbäume. |



B Schreib die Wörter in das Weihnachtsbaum-Rätsel. Das Wort in der Mitte gibt eine Jahreszeit.

- Bestimmte Artikel heißen *der*, *das* und
- Der Elefant isst Weihnachtsbaum
- Das traditionelle Tier vom Weihnachtsmann
- Der 9. Monat im Jahr



Arbeitsblatt 3 DAS RAD

Name:

Klasse:

Datum:

Haustiere

A Hier siehst du vier Haustiere – einen Schäferhund, eine Katze, einen Papagei und einen Goldfisch. Beantworte die Fragen mit Hilfe eines Wörterbuchs.



Schäferhund







Katze



Papagei



Goldfisch

				
1. Welches Tier sagt „miau“?		✓		
2. Welches Tier kann sprechen?				
3. Welches Tier bellt?				
4. Welches Tier lebt im Wasser?				
5. Welches Tier braucht viel Platz?				
6. Welches Tier fängt Mäuse?				
7. Welches Tier ist stumm?				
8. Welches Tier kann fliegen?				
9. Welches Tier ist das größte hier?				
10. Welches Tier hat einen Schnabel?				

B *Interaktiv*

Zeichne und beschreibe andere Haustiere!

Arbeitsblatt 4 DAS RAD

Name: _____


Klasse: _____

Datum: _____

Zu den Hörbeiträgen

Nummer 7

Verbinde die Fragen mit den Antworten.

- | | | |
|---|---|---|
| <ol style="list-style-type: none"> 1. Wann kommt „James Bond 007 - Quantum of Solace“ in die Kinos? 2. Wohin reist 007 bei dieser Mission? 3. Wen will Bond stoppen? 4. Was ist der Blockbuster Nummer 2? 5. In welcher Klasse ist Harry jetzt? 6. Was ist eine Animation? 7. Wohin wollen die Zootiere reisen? 8. Wo landen sie? |  | <ol style="list-style-type: none"> A. „Harry Potter und der Halbblutprinz“. B. „Madagascar 2“. C. Eine mysteriöse Organisation. D. Im November. E. In Afrika. F. In der sechsten Klasse. G. Nach Haiti, Österreich, Italien und Südamerika. H. Nach New York. |
|---|---|---|

Nummer 8

Was ist was? Trag die Namen in die Tabelle ein.

~~„Diamantenfieber“~~ • „Liebesgrüße aus Moskau“
• i-phone • Playstation 3 • Wii

Handy	
Spielkonsole	
Buch	„Diamantenfieber“

Nummer 9

Trag die Wörter in die Sätze ein.

Computer • Haustier • Pleo • ~~Reporter~~ •
Roboter • Weihnachten

1. Ich bin Reporter bei Radio DAS RAD.
2. Was wünschst du dir zu?
3. Ich wünsche mir einen
4. Ein Pleo ist einen-
Dinosaurier
5. Das ist neueste-Technik.
6. Er ist ein Roboter -.....

Nummer 10

Hier sind 10 Wörter. Welche 3 Wörter sind nicht im Interview? Kreuz an.

- Besondere
- Computerspiel
- Derby
- Designer
- Ende
- Galaxie
- Organismus
- Presse
- Serie
- Weihnachten

Nummer 11

Bring das Interview in die richtige Reihenfolge.

- Ein Snowboard?
- 1 Entschuldigung. Ja, du –
- Hm, ja super!
- Ich wünsche mir ein Snowboard.
- Ich?
- Ja, du. Wie heißt du?
- Ja, ich fahre in den Weihnachtsferien nach Österreich zum Snowboarden und möchte mein eigenes Snowboard haben.
- Leila, was wünschst du dir zu Weihnachten?
- Leila.

TEACHING IDEAS

PAGES 10 & 11

Weihnachten in deutschen Zoos

It's Christmas again, but this time for animals – with parties and presents!

OBJECTIVES

- Learning about animals and zoos
- Learning and practicing interrogatives

STARTER

Briefly talk about the political structure of Germany (in your own language), pointing out the federal states (*Bundesländer*). Show students the *Länder* and the towns mentioned in the text on a map (Mecklenburg-Vorpommern – Rostock; Niedersachsen – Hannover; Schleswig-Holstein – Eekholt. Eekholt is about 30 miles north of Hamburg).

TEXT ACQUISITION

Before starting work on the article, briefly revise the plural, using nouns familiar to the students. Then read the text paragraph

by paragraph, explaining all unknown vocabulary. Students could then work with a partner, looking for the plural forms in the text as required.

EXTENSION

Revise key interrogatives (*wie, was, wo und wann*) using simple questions: *Wie heißt du? Was isst du zum Frühstück? Wo wohnst du? Wann sind Ferien?* etc., before students complete the **Kurztest**. Ask them to write down the answers to the questions in complete sentences (*Weihnachtsbäume sind eine Delikatesse für Elefanten. Der kleine Hirsch heißt Flöckchen*, etc.). After reading questions and answers out aloud several times, students partner up and speak them freely.

TEACHING IDEAS

PAGES 12 & 13

Der Schäferhund – ein Star

We introduce the most popular pet dog in Germany, and then students find out what kind of pet would be suitable for them.

OBJECTIVES

- Learning about animal behavior
- Understanding and working on a text

STARTER

Ask your students: *Wer hat ein Haustier?* and list all pets mentioned on the board. Should students not know the German term for a certain animal, say it aloud, then add it to the list. The list will probably include *der Hund, die Katze, der Hamster, der Papagei, das Meerschweinchen*, etc. Or students could come to the board, sketch their pet, and you write the name next to the sketch.

TEXT ACQUISITION

Ask your students to look at the photograph on page 12 and ask them: *Was für ein Hund ist das?*, pointing to the heading of the article. Students then answer, *Das ist ein Schäferhund. Er ist ein Star*, etc. Students then work on their own

on the text, referring to the word list or a dictionary. Make sure all words have been understood, before students tackle the exercise on page 12.

EXTENSION

After students have completed the quiz on page 13 (*Was für ein Typ bist du?*), compare the results in class. Who is *ein Hundetyp* and who is *ein Katzentyp*? Next, they could do similar tests with other animals, such as *Goldfisch oder Pony? Hamster oder Kanarienvogel?* Finally, students play animal charade by miming a certain pet. Write the German animal sounds on the board: *miau, wau-wau, piep-piep*, etc.

WORKSHEET 2

Der Weihnachtsmann im Zoo



- Questions and answers
- Word puzzle

BACKGROUND

Wildpark Eekholt

Lakes, moors, and forests are typical features of the landscape of Schleswig-Holstein in northern Germany. Unfortunately, countryside and wildlife are increasingly under threat by pollution and development. Wildpark Eekholt is a nature park, which tries to preserve as many indigenous species of plants and animals as possible. Its aims are to educate people (especially children and youngsters) about the importance of nature and to protect the environment. The park, founded in 1970, has an area of about 67 acres, and is home to over 700 animals of various species (among them deer, foxes, wolves, wildcats, storks, otters, and many others). There are guided tours and other educational events in the park, and there is also a first-aid station for injured or orphaned animals.

Web tip www.wildpark-eekholt.de

WORKSHEET 3

Haustiere



- Describing pets

NOTES

Researching dog domestication

Test your German with DAS RAD

On this page you will always find 15 questions or exercises relating to the entire magazine. You could either dictate the questions or hand out photocopies. Students work on their own, with a partner, or in groups. The answers can be checked by the students themselves or – if the page is intended as a test or as a competition – by the teacher.

Sind diese Sätze zu DAS RAD richtig (R) oder falsch (F). Kreuz an!

Seite 2 – 6

1. Das Rentier-Postamt ist im Wildpark Eekholt. R/F
2. Der Goldfisch Comet kann Fußball spielen. R/F
3. James Bond ist der Geheimagent 008. R/F
4. Der Film „Harry Potter und der Halbblutprinz“ ist eine Komödie. R/F
5. Die Giraffe ist eine Hauptfigur in dem Film „Madagascar 2“. R/F

Seite 7 – 9

6. Das Thema vom „DAS RAD-Song“ ist Weihnachten. R/F
7. Das Allgäu ist eine Region in Norddeutschland. R/F
8. Ein Adventskranz hat sechs Kerzen. R/F

Seite 10 – 13

9. Auf dem Bild auf Seite 10 schneit es. R/F
10. Das Elefantenmädchen Sara mag keine Weihnachtsbäume. R/F
11. Ein Schäferhund ist ein kleiner Hund. R/F
12. Die Katze ist das beliebteste Haustier in Deutschland. R/F

Seite 14 – 16

13. Eislaufen ist ein Sommersport. R/F
14. Marias Hund heißt Einstein. R/F
15. Die Schach-Olympiade ist im November. R/F

Editor: Britta Giersche
Author: Ursula Runde
Layout: David Dutch
Picture research: Emma Bree
Photos: Worksheet 1:
Sony/WarnerBros/Dreamworks.
Worksheet 2: Hemera/Getty. **Worksheet 3:** SXC/Photodisk

All the Internet sites mentioned in this issue have been checked by our editors at the time of going to press. However, Internet sites do change content, often without prior notice. Unfortunately, we cannot be responsible for possible subsequent alterations.

WORKSHEET 4

- Listening exercises



Editor: Britta Giersche
Author: Ursula Runde
Layout: David Dutch

NEW!

Go to www.maryglasgowmagazines.com to look at our regularly updated list of contents of upcoming DAS RAD issues.