

5 Travel and adventure

Whether it's the end of a school term and your students are about to go on holiday, or the start of a new term and they've just returned, they will love talking about their travels and may be surprised how much their choice of holiday says about them. The quizzes in this section invite students to discover their ideal holiday to find out what kind of travellers they really are and how adventurous they are. Are they fearless backpackers, do they prefer the comfort of hotels, or would they really rather stay at home?

LANGUAGE LINKS

The activities in this section provide opportunities for practising:

- the simple past tense (*What did you do on holiday? Where did you go?*)
- present perfect (*Have you ever eaten snails?, etc.*)
- the future with *going to* (*We're going to stay in a hut.*)
- likes and dislikes (*You like the beach.*)

Related topics include geography and nationalities, food and free-time activities.

QUIZ A LEVEL ★

Are you a beach boy or girl?

Ask the students to think about the different kinds of holidays they have had. Ask them how they travelled (by plane, train, boat, etc.) and where they stayed (hotel, holiday house, bed and breakfast, tent, friends' house, etc.). Ask the students whether they think they prefer holidays in cities, in the countryside or on the beach. Explain that this quiz will help them discover what their ideal holiday would be.

Follow one of the suggested procedures for doing quizzes (see Introduction, page. 3), pre-teaching the following words if necessary:

coconut, deserted, fresh, hut, luxury, sightseeing, hobbies.

After the quiz ...

Spread out a selection of holiday brochures or advertisements around the classroom. Try to include some beach holidays, camping, sports and activity holidays as well as city breaks. Put the students into pairs with another student who got the same score analysis. Get them to look at the holiday brochures and

choose a suitable destination. Ask them to plan where they will go, what accommodation they will stay in and what they will do when they get there. They should use *going to*.

Put the pairs into groups of four or six students (depending on the size of your class) who got the same analysis. Each pair tells the other pairs where they have decided to go. Explain that the whole group is going to go on holiday together so they must agree on one destination that would suit them all. It is up to each pair to persuade the others that their chosen destination is the best. This should involve lots of discussion. Once a destination has been agreed on, groups can feed back to the rest of the class, e.g. *We're going to go to Bali, because we love going to the beach. We're going to stay in a hut. We're going to lie in the sun and go swimming every day.*

QUIZ B LEVEL ★★

School's out for summer

Ask the students whether they have ever been abroad on holiday. Find out whether they enjoyed the holiday and what they liked/disliked most about it. Was it very different from home? Did they have a good time and live like the locals, or did they struggle with the language, the food or the climate?

Ask the students which foods are associated with different countries, e.g. *Spain – paella, France – baguettes/garlic, Italy – pasta, Great Britain – fish and chips, Germany – sauerkraut, Japan – raw fish/sushi, America – hot dogs*, etc. Has anyone ever eaten these things in these countries? You could do a survey based on foods the students mention asking, *Have you ever eaten snails/raw fish/frogs' legs?* etc.

Explain that this quiz will help the students to find out whether they are good travellers or whether they would be better off saving their money and staying at home.

Follow one of the suggested procedures for doing quizzes (see Introduction, page. 3), pre-teaching the following words if necessary:
paella, sauerkraut, pile, shark, spicy, to afford, awful, It's the limit, I'll shop till I drop, organized, to entertain.

After the quiz ...

Once students have read their analyses, get them to make some resolutions about what they will do to ensure that their next holiday is a success:
I won't travel by bus, I'll take more money, I won't drink the tap water, I'll stay in a hotel, I won't eat oysters, etc.

QUIZ C LEVEL ★★

Do you love adventure?

Ask the students if they know the names of any explorers and what they were famous for (Roald Amundsen – led the first expedition to the South Pole; Christopher Columbus – discovered the 'New World'; Sir Francis Drake – sailed round the world; Marco Polo – explored China, etc.). Ask whether anyone thinks they have an adventurous spirit. Do they have any ambitions

to sail around the world, climb Mount Everest or cross the Sahara Desert on a camel? Explain that this quiz will tell them how adventurous they really are.

Follow one of the suggested procedures for doing quizzes (see Introduction page 3), pre-teaching the following words if necessary:

close to, dangerous, to explore, hitch-hiking, to invite, to recognize, solo, true.


After the quiz ...

Put students into pairs or they can work individually. Ask them to choose one of the images from the quiz and imagine that they had an adventure based on the situation shown. Get them to write a short letter or postcard home explaining their adventure using the past tense. You could read them this example inspired by picture 5:

Dear Mum,
Last night I heard a strange noise outside my tent. I went outside with my torch and I came face to face with an enormous bull. We put our tent up in the dark. We thought the field was empty.
Don't worry, we're going to find a campsite tonight.
Love Tom

ARE YOU A BEACH BOY OR GIRL?

Answer the questions and see what your ideal holiday is.



WHERE ARE YOU GOING ON HOLIDAY?

- a) New York or London. 1
- b) The countryside. 2
- c) The south of Spain. 3
- d) A deserted island. 4





WHERE ARE YOU GOING TO STAY?

- a) In a hut by the sea. 4
- b) In a luxury hotel. 1
- c) In a tent. 3
- d) In a cottage. 2

WHAT ARE YOU GOING TO DO EVERY DAY?

- a) Visit interesting places. 1
- b) Lie in the sun. 4
- c) Go shopping. 3
- d) Go cycling. 2



WHAT ARE YOU GOING TO EAT AND DRINK?

- a) Steak and chips and lemonade. 1
- b) Fresh fish and coconut milk. 4
- c) Ham sandwiches and tea. 2
- d) Ice cream and Coca-Cola. 3

Now add up your score and look at the key.

KEY

- 14–16 points = You're a beach boy/girl. You're going to the beach for your summer holidays.
- 11–13 points = You like the beach, but maybe you're going to go camping.
- 8–10 points = You're going to do lots of different sports and hobbies on holiday.
- 4–7 points = You're going to go sightseeing for your summer holidays.

SCHOOL'S OUT FOR SUMMER

1

WILL YOU BE SAD TO MISS YOUR FAVOURITE TV PROGRAMMES?

- a) No, it won't matter; I'll video them.
- b) Maybe, but the holiday will be different, and it will be fun.
- c) No, I can always amuse myself without TV.

2

WILL YOU GO SWIMMING WHILE YOU'RE ON HOLIDAY?

- a) Yes – if the water's warm.
- b) You're joking! The sea is full of sharks.
- c) Of course. Why go on holiday if you don't swim?

3

WHAT ABOUT FOREIGN FOOD?

- a) McDonald's hamburgers are the limit for me.
- b) OK, but not too hot and spicy.
- c) Pizza, paella, sauerkraut, spaghetti, roast beef, curry ... you name it and I'll eat it.

4

WHAT WILL YOU ENJOY BEST ABOUT YOUR HOLIDAY?

- a) New friends, new things to see and do.
- b) A good rest after a hard year at school.
- c) The journey home again.

5

WILL YOU TRY TO SPEAK ANOTHER LANGUAGE IF YOU VISIT A FOREIGN COUNTRY?

- a) Why? I'll speak loudly and slowly and everyone will understand.
- b) I can say, "please" and "thank you" in many languages – that's enough.
- c) Of course. That's why I'm going.

6

ARE YOU GOING TO VISIT ANY RUINS?

- a) Of course. I adore history.
- b) A pile of old stones? Why?
- c) Of course – but I hope there's a good café for a cold drink or an ice cream there too.

7

WILL YOU BUY ANY PRESENTS ON THIS TRIP FOR YOUR FRIENDS OR FAMILY?

- a) Absolutely not. I haven't got enough money.
- b) Yes – small cheap presents; special things from that region.
- c) Of course! I'll "shop till I drop".

KEY

1 a)1 b)2 c)3 2 a)2 b)1 c)3 3 a)1 b)2 c)3 4 a)3 b)2 c)1
5 a)1 b)2 c)3 6 a)3 b)1 c)2 7 a)1 b)2 c)3

7–10 You'll be happier if you stay at home, but if your parents have organized a family holiday, try to enjoy it and then it will be fun for everyone.

11–16 Relax and you'll enjoy your holiday. Try new things and you'll have a pleasant surprise.

17–21 Holidays will be your idea of heaven. You know how to entertain yourself and you know how to get the best from your holiday.