






ENTER IF YOU DARE!
www.horriblehistoriesworld.co.uk



BRILLIANT BUNTING

Use these blue flags to make brilliant bunting for your bedroom, classroom or ... another room. If you want lots of bunting, print this sheet out (or photocopy it) several times.

YOU WILL NEED: scissors, glue or sellotape, string or ribbon. You may need an adult to help.

1. Use a pair of scissors to cut out the flags.
2. Fold the blue flap at the top of each flag over, along the dotted line.
3. Cut a long piece of string to fix your flags to.
4. Fix one of the flags to the string by folding the flap over the string and taping or gluing it in place.
4. Stick the other flags along the string, spacing them out regularly.
5. Your bunting is ready to display!