

 SCHOLASTIC

BOOK FAIR

FREE RESOURCE PACK

LOOK INSIDE FOR:

- LESSON ACTIVITIES
- RESOURCES TO SUPPORT LITERACY
- € 40 COMPETITION PRIZE VOUCHERS
- LAST COPY BOOKMARKS
- WISHLISTS
- ADVERTISING
- LETTERS FOR PARENTS AND VOLUNTEERS





CELEBRATE READING WITH SCHOLASTIC BOOK FAIRS

FREE RESOURCE PACK

Your **Book Fair** is only three weeks away and it's time to get ready to make it the **literacy event of the year!** This quick and easy resource pack is the perfect way not only to **get your class excited about the Book Fair**, but also to encourage those much-desired independent reading skills – all in six glorious hours, **packed full of fun** and mischief (the good, creative kind). So, get your class in the reading spirit and get prepared to celebrate!

Oh - and don't forget to send us **some snaps** of your class's progress – your photos might make it onto our special Facebook montage at facebook.com/scholasticuk. Say cheese!

Happy reading,

The Scholastic Team

CONTENTS

Pre-event activities	Pages 2-16
Wishlists	Page 5
Post-event activities	Pages 17-18
Letter frame for parents	Page 19
Letter frame for volunteers	Page 20
€40 competition prize vouchers.....	Page 21
Last copy bookmarks	Page 22
Colouring sheet	Page 23





GENERAL APPROACH AND OBJECTIVES:

The resource pack is split into two sections, “pre-event activities” and “post-event activities” – the event being the Book Fair itself. The activities suggested here provide material for six to eight hours of lessons, which can take place during the school day or as extra-curricular activities. The material can be delivered in sequence as a small scheme of work or broken up into isolated lessons. The material is suitable for age groups 4-11 years, although activities in the pack can be adapted for any class or ability.

OBJECTIVES:

The main objectives of the pack have a literary focus but also cover some other subject areas:

LITERACY

English - Reading - Word Reading and Comprehension

- To improve understanding and comprehension of text types
- To understand the linguistic conventions of certain text types
- To create text for a specific target audience and to use appropriate linguistic and stylistic conventions
- To interpret an author’s language and style

English - Writing - Composition - Plan, Draft, Evaluate

- Organise ideas to bring to life a specific event or express a message
- Develop ideas to depict story-related or self-created events, convey a message, or express interesting information

DRAMA AND SPEAKING AND LISTENING

English - Spoken Language

- To participate in discussions, presentations, performances, role play, improvisations and debates
- To formally present information to an audience

DESIGN TECHNOLOGY AND ART

Art and Design and DT - Design, Make, Evaluate

- To use drawing, painting and sculpture to develop and share their ideas, experiences and imagination
- To develop a wide range of art and design techniques in using colour, pattern, texture, line, shape, form and space



PRE-EVENT ACTIVITIES

ACTIVITY 1: 'THE INVITATIONS HAVE ARRIVED!'

Find the invitations in your Planning Kit

Objective:

To analyse and create book covers

Outcomes:

Book covers created by each student in the class – perfect for next term's display!

Resources:

Scholastic Book Fair invitations, to be found in your Planning Kit*

*Please be aware that if you are running a non-standard Book Fair you will not receive the shown invitation. The complete range of books can be found on our website at www.bookfairs.scholastic.ie. Lead in question: When you go into a bookshop, which book covers catch your eye? Why?



TASK 1:

Ask children to flick through the invitation. Starting on the Welcome to Reading pages (p2-3), ask children to decide on their favourite cover and to give reasons for their choice. They should replicate the cover in the space provided on the invitation or on a clean sheet of paper.

TASK 2:

Move on to the Read Alone pages (p4-5). Children should answer the following questions:

- Which cover uses the best colours?
- Which cover uses the boldest images?
- Which cover has the catchiest title?



TASK 3:

Move on to the Read On pages (p6-7). Now it's time for children to create their own eye-catching covers using the success criteria that they have gathered in the previous task. Pens, pencils, glue, glitter – let's get messy!



MY FRONT COVER:





PHOTO SNAP!
HOW ARE YOUR STUDENTS GETTING
ON WITH THE ACTIVITIES?*

4

*Please ensure you have all necessary permissions before sharing photographs.





WISHLIST: FILL UP YOUR BOOK FAVOURITES



NAME _____ CLASS _____

MY FAVOURITE BOOK IS _____

I LIKE IT BECAUSE _____

OTHER BOOKS THAT I LIKE ARE _____

Dear Parents: There's no obligation to buy the books listed here but any purchases you do make will help to earn free books and resources for our school.



WISHLIST: FILL UP YOUR BOOK FAVOURITES



NAME _____ CLASS _____

MY FAVOURITE BOOK IS _____

I LIKE IT BECAUSE _____

OTHER BOOKS THAT I LIKE ARE _____

Dear Parents: There's no obligation to buy the books listed here but any purchases you do make will help to earn free books and resources for our school.



WISHLIST: FILL UP YOUR BOOK FAVOURITES



NAME _____ CLASS _____

MY FAVOURITE BOOK IS _____

I LIKE IT BECAUSE _____

OTHER BOOKS THAT I LIKE ARE _____

Dear Parents: There's no obligation to buy the books listed here but any purchases you do make will help to earn free books and resources for our school.



WISHLIST: FILL UP YOUR BOOK FAVOURITES



NAME _____ CLASS _____

MY FAVOURITE BOOK IS _____

I LIKE IT BECAUSE _____

OTHER BOOKS THAT I LIKE ARE _____

Dear Parents: There's no obligation to buy the books listed here but any purchases you do make will help to earn free books and resources for our school.

ACTIVITY 2: 'BALLOON DEBATE'

Objective: To use persuasive language in a balloon debate

Outcomes: A list of reasons with which to construct an argument; balloon debate in groups

Resources: Scholastic Book Fair invitations, to be found in your Planning Kit



BALLOON DEBATING: Each class member is in an imaginary hot air balloon. The balloon is losing height rapidly because it is overweight; therefore we need to get rid of some of the passengers! Children have to come up with persuasive arguments for why their chosen cover is the best in the invitation. The top arguer stays in the balloon until the very end and wins the balloon debate!

Recap question: What techniques can authors and illustrators use to make their covers effective?

TASK 1:

What other qualities do good books have? Ask children to make a list in pairs or groups. Possible answers: a good storyline; funny characters; interesting setting; famous authors.

TASK 2:

Allocate each member of your class with one book from the invitation. Each member of the class must have a different book. Give children five minutes to think of as many reasons as possible for why it is the best book in the invitation. For younger age groups, encourage children to choose their own book based on their own reasons. Can they make a list of their reasons?


TASK 3:

In groups, children need to complete a balloon debate. Each group member takes turn arguing why his or her book is the best in the invitation. The student who has the most reasons and who is the most persuasive can keep his/her ticket and stay in the balloon. Each group should have one Judge who oversees the debate and chooses the winner. Every student can take turns as the Judge.

Can you keep hold of your balloon ticket?!

Use our resources on pages 7-8.





BEST BOOK OF THE INVITATION



REASON 1 _____

REASON 2 _____

REASON 3 _____

REASON 4 _____

PERSUASIVE TECHNIQUE _____

BEST BOOK OF THE INVITATION



REASON 1 _____

REASON 2 _____

REASON 3 _____

REASON 4 _____

PERSUASIVE TECHNIQUE _____

BEST BOOK OF THE INVITATION



REASON 1 _____

REASON 2 _____

REASON 3 _____

REASON 4 _____

PERSUASIVE TECHNIQUE _____

BEST BOOK OF THE INVITATION



REASON 1 _____

REASON 2 _____

REASON 3 _____

REASON 4 _____

PERSUASIVE TECHNIQUE _____



BALLOON TICKET
- ADMIT ONE.



BALLOON TICKET
- ADMIT ONE.



BALLOON TICKET
- ADMIT ONE.



BALLOON TICKET
- ADMIT ONE.



BALLOON TICKET
- ADMIT ONE.



BALLOON TICKET
- ADMIT ONE.



BALLOON TICKET
- ADMIT ONE.



BALLOON TICKET
- ADMIT ONE.



BALLOON TICKET
- ADMIT ONE.



BALLOON TICKET
- ADMIT ONE.



BALLOON TICKET
- ADMIT ONE.



BALLOON TICKET
- ADMIT ONE.



ACTIVITY 3: 'RESEARCHING THE AUTHORS'

Objective:

To use social media, websites and books to research books and authors

Outcomes:

An informed presentation on an author (speaking, listening and drama);
completed author "profiles"

Resources:

Scholastic Book Fair invitations, to be found in your Planning Kit

LEAD-IN QUESTIONS:

What are your favourite books? Who is your favourite author? Which author interests you on the Book Fair invitation?

TASK 1:

Split the class into groups and give each group a different author to research (direct students to the library or to the IT room if necessary).

TASK 2:

Students must organise a presentation based on their findings. They need to present facts and information about their authors to their classmates.

TASK 3:

Encourage students to listen to their classmates and make notes so that they can choose the author that interests them the most and create an "author profile".




PHOTO SNAP!
HOW ARE YOUR STUDENTS GETTING
ON WITH THE ACTIVITIES?*

9

*Please ensure you have all necessary permissions before sharing photographs.

WE
LOVE
READING!

AUTHOR PROFILE

AUTHOR'S NAME

AGE

PLACE OF BIRTH

FAMILY

INTERESTS

AWARDS

BOOKS

FILMS

AUTHOR'S NAME

AGE

PLACE OF BIRTH

FAMILY

INTERESTS

AWARDS

BOOKS

FILMS

BOOK FAIR

ACTIVITY 4: 'CELEBRATIONS'

Objective:

To identify customs and traditions of national celebrations

Outcomes:

A list of customs/traditions for a national celebration; drama piece as a local committee prioritising ideas

Resources:

Photographs from national celebrations (Christmas across the world, Diwali, Bonfire night, St. Patrick's Day parade, the World Cup, the Olympics etc.); video of national celebration

Lead in question:

Your Book Fair is a celebration of reading. Why do you think reading is important?

Lead in brainstorm:

Can you think of a recent celebration in the world? What have we celebrated in the UK in 2014? Use picture prompts if necessary (The World Cup, the 20th Commonwealth Games etc.) to create a brainstorm.

TASK 1:

Show a video of celebrations around the world. What traditions do different cultures have? Possible answers: street parties; posters, flags, bunting; fancy dress; food and drink; fireworks; music; dancing; lots of people; mascots; games.

TASK 2:

Your Book Fair is a celebration of reading. In groups, prioritise the ideas from most important to least important for this type of celebration. For younger age groups (Key Stage 1), ask children which of the following things they enjoy the most and why.

STREET PARTIES

MUSIC

POSTERS, FLAGS, BUNTING

DANCING

FANCY DRESS

LOTS OF PEOPLE

FOOD AND DRINK

MASCOTS

FIREWORKS

GAMES



ACTIVITY 5: 'ADVERTISING THE BOOK FAIR'

Objective:

To understand and analyse how posters appeal to their target audience

Outcomes:

Annotated posters; newly created posters

Resources:

A collection of posters or marketing material from the coverage of a national celebration (the World Cup, the Olympics). Posters in the Planning Kit may be used.

TASK 1:

Split the class into groups of four or five. Each group is given a poster to annotate and analyse. The following prompt questions might be useful:

1. Who do you think the poster is aimed at? Who is the target audience?
2. Which eye-catching words helped you to identify the target audience?
3. What is the headline? How is it presented?
4. Are there any photographs or pictures that stand out?
5. Can you see any examples of alliteration?
6. Can you see any examples of where the poster tries to persuade the reader?

For younger age groups, simplify these questions. Examples might include: which colours stand out?; which pictures do you like?; how many pictures can you see?; how many colours can you see?

TASK 2:

Each group needs to present annotations to the rest of the class.

TASK 3:

The Book Fair is an opportunity to celebrate reading. Using the ideas from the previous activities, children create a new poster for the Book Fair in their groups.

EXTENSION TASK:

When all posters are complete, show the class the posters that have been included in your Planning Kit.


1. How do their posters compare?
2. Which do they prefer?
3. Where are the best places to put them around the school building?





ALTERNATIVE TASK:

Younger age groups might prefer to design their own bunting, which can then be strung together around the school building. Use the photocopyable template below to get them started!



BOOK FAIR

ACTIVITY 6: 'CREATING INVITATIONS'

Objective:

To create personalised invitations to the Book Fair

Outcomes:

Newly created invitations

Resources:

Examples of invitations to weddings, parties, conventions etc.

Lead in question:

When have you received an invitation? Make a list of events that require invitations (examples include weddings, parties, conventions etc.).

TASK 1:

Split the class into groups of four or five. Each group is given an invitation to annotate and analyse. Can they find the crucial elements of the invitation?

1. Venue
2. Map
3. Time
4. Date
5. Reason for celebration
6. Things that must be brought to the event

TASK 2:

Each group is given a different target audience. Working together, they need to brainstorm how they can grab the attention of their target audience and create their invitations.

Possible target audiences:

- Parents
- Teachers
- Other children
- Journalists
- Politicians

TASK 3:

Each class member should use their ideas from the previous activities to create their own invitations.




PHOTO SNAP!
HOW ARE YOUR STUDENTS GETTING
ON WITH THE ACTIVITIES?*

Now, send out your invitations and make your Book Fair the most popular event of the year!

INVITATION



EVENT _____

TIME _____

DATE _____

VENUE _____

SIGNATURE _____

MAP 



INVITATION



EVENT _____

TIME _____

DATE _____

VENUE _____

SIGNATURE _____

MAP 



INVITATION



EVENT _____

TIME _____

DATE _____

VENUE _____

SIGNATURE _____

MAP 





TEACHERS AND CHILDREN, CONGRATULATIONS!

YOU'VE COMPLETED ALL OF THE PRE-EVENT ACTIVITIES! IT'S TIME FOR YOUR BOOK FAIR!

POST-EVENT QUESTIONS AND SUGGESTIONS FOR FURTHER ACTIVITIES

You've had the BOOK FAIR and you've completed the pre-event activities, but the fun doesn't have to end here! There are lots of ways to keep that reading spirit alive in the classroom and to keep children talking about books and reading. First off, let's start by asking students to reflect on what they've done.

Questions:

1. Why is it important to celebrate reading?
2. What are the features of a celebration?
3. What went well during your Book Fair? Was it a good celebration? List three ways in which it went well.
4. What could've been improved about your Book Fair? List three ways in which it could've been better.

SUGGESTIONS FOR FURTHER ACTIVITIES:

1. Now that your class has created so many book covers, author profiles, posters and invitations, why not get them busy organising a classroom display?
2. If you're stuck for creative writing exercises, get students to predict the themes of their new book based on the cover and title - can they write the first chapter or create a short drama of the plot?
3. Get in the mood for the next Book Fair by beginning a reading campaign to get other students across your school involved. Put photos up in the school library, or snap students and teachers reading different books around the school building.
4. To kick-start the campaign, ask your class to declare which book they'll be reading next, whether it's from the Book Fair range or not. Ask children to complete and wear the badges provided here - just to make sure that reading fever keeps spreading...





NAME: _____

BOOK I'LL READ NEXT: _____

NAME: _____

BOOK I'LL READ NEXT: _____

NAME: _____

BOOK I'LL READ NEXT: _____

NAME: _____

BOOK I'LL READ NEXT: _____

NAME: _____

BOOK I'LL READ NEXT: _____

NAME: _____

BOOK I'LL READ NEXT: _____

NAME: _____

BOOK I'LL READ NEXT: _____

NAME: _____

BOOK I'LL READ NEXT: _____



COME TO OUR BOOK FAIR

Dear parents, grandparents and guardians,

Celebrate reading at our Book Fair!

The *Book Fair* will be arriving in school soon, with hundreds of new children's books to browse and buy.

Come and join us!

WHEN: _____

WHERE: _____

There are **over 200 titles** for you and your child to choose from, and with prices starting from **only €3.60**, there's sure to be a book for everyone.

If you can't make it to our Book Fair, try our **discounted Gift Vouchers** available at **bookfairs.scholastic.ie/parents**. They're a great way to ensure your child doesn't miss out.

Don't forget that every book you buy can help to get **FREE BOOKS** for our school library!

Kind regards,

Book Fair Organiser





COME TO OUR BOOK FAIR

Dear parents, grandparents and guardians,

Our school needs you!

The Scholastic Book Fair is coming soon and we need volunteers to help with advertising, setting up and running it.

Our school can earn **FREE BOOKS** for every book sold at the Fair so this is a great opportunity to stock up our classrooms with brand new resources.

If you can spare some time to help our school, please let me know.

You can find out more about Scholastic Book Fairs at **bookfairs.scholastic.ie**.

Kind regards,

Book Fair Organiser



CLAIM €40 WORTH OF FREE BOOKS FOR COMPETITION PRIZES!

Build a buzz about your Scholastic Book Fair by running a competition involving the whole school. It will fire up your pupils' imaginations and you can claim €40 worth of free books from the Fair to use as prizes!

- 1 SELECT** a competition and run it the week before your Fair arrives
- 2 COLLECT** competition entries from each class and create a display at your Fair for pupils and parents to see
- 3 CHOOSE** the winners and award the €40 worth of vouchers as prizes, which can be found below
- 4 RETURN** the completed voucher slip and any used prize vouchers to us in the pre-paid envelope provided along with any credit/debit card slips

€40 VOUCHER SLIP

BOOK FAIR ORGANISER NAME: _____

BOOK FAIR DELIVERY DATE: _____

SCHOOL NAME: _____

TELL US WHICH COMPETITION YOU RAN: _____

Terms and conditions: 1. Vouchers only valid if a competition is run before or during your Scholastic Book Fair. 2. Each voucher valid for one transaction from your Fair only. 3. Defaced or photocopied vouchers not accepted. 4. No change given for items less than full value. 5. Maximum of five vouchers to be redeemed per Fair. 6. Please complete and return this slip along with any used prize vouchers in the pre-paid envelope provided.

 SCHOLASTIC

€8.00

€8.00 VOUCHER

Terms and conditions: 1. Valid for one transaction from your Scholastic Book Fair only. 2. Defaced or photocopied vouchers not accepted. 3. No change given for items less than full value.

 SCHOLASTIC

€8.00

€8.00 VOUCHER

Terms and conditions: 1. Valid for one transaction from your Scholastic Book Fair only. 2. Defaced or photocopied vouchers not accepted. 3. No change given for items less than full value.

 SCHOLASTIC

€8.00

€8.00 VOUCHER

Terms and conditions: 1. Valid for one transaction from your Scholastic Book Fair only. 2. Defaced or photocopied vouchers not accepted. 3. No change given for items less than full value.

 SCHOLASTIC

€8.00

€8.00 VOUCHER

Terms and conditions: 1. Valid for one transaction from your Scholastic Book Fair only. 2. Defaced or photocopied vouchers not accepted. 3. No change given for items less than full value.

 SCHOLASTIC

€8.00

€8.00 VOUCHER

Terms and conditions: 1. Valid for one transaction from your Scholastic Book Fair only. 2. Defaced or photocopied vouchers not accepted. 3. No change given for items less than full value.

**THIS IS THE
LAST COPY!**

Please take this
bookmark to the cash
desk to order this
item.

Customer Name: _____

Title of book: _____

Author of book: _____

ISBN: _____

Price: _____

Paid?

Attention Book Fair Organiser:

Place a bookmark in the last copy of
fast-selling or advertised books **ONLY**,
not in all books. Don't staple, stick or
attach to a book; just place loosely inside.

For guidance on which books to choose,
call us on **1800 272 321**.

**THIS IS THE
LAST COPY!**

Please take this
bookmark to the cash
desk to order this
item.

Customer Name: _____

Title of book: _____

Author of book: _____

ISBN: _____

Price: _____

Paid?

Attention Book Fair Organiser:

Place a bookmark in the last copy of
fast-selling or advertised books **ONLY**,
not in all books. Don't staple, stick or
attach to a book; just place loosely inside.

For guidance on which books to choose,
call us on **1800 272 321**.

**THIS IS THE
LAST COPY!**

Please take this
bookmark to the cash
desk to order this
item.

Customer Name: _____

Title of book: _____

Author of book: _____

ISBN: _____

Price: _____

Paid?

Attention Book Fair Organiser:

Place a bookmark in the last copy of
fast-selling or advertised books **ONLY**,
not in all books. Don't staple, stick or
attach to a book; just place loosely inside.

For guidance on which books to choose,
call us on **1800 272 321**.

**THIS IS THE
LAST COPY!**

Please take this
bookmark to the cash
desk to order this
item.

Customer Name: _____

Title of book: _____

Author of book: _____

ISBN: _____

Price: _____

Paid?

Attention Book Fair Organiser:

Place a bookmark in the last copy of
fast-selling or advertised books **ONLY**,
not in all books. Don't staple, stick or
attach to a book; just place loosely inside.

For guidance on which books to choose,
call us on **1800 272 321**.

**THIS IS THE
LAST COPY!**

Please take this
bookmark to the cash
desk to order this
item.

Customer Name: _____

Title of book: _____

Author of book: _____

ISBN: _____

Price: _____

Paid?

Attention Book Fair Organiser:

Place a bookmark in the last copy of
fast-selling or advertised books **ONLY**,
not in all books. Don't staple, stick or
attach to a book; just place loosely inside.

For guidance on which books to choose,
call us on **1800 272 321**.

COLOUR IN!

