

# Our Five Senses: Teachers' Notes

This series of five books introduces children to the importance of senses in experiencing their world. The books can also be used for **literacy** work as they feature many examples of report text including:

- **Contents** • **Index** • **Glossary** • **Non-chronological** • **Present tense**
- **Photographs** • **Headings** • **Captions**

They also include an additional text type: *Instructions for activity*.

## Photocopiable worksheets

A photocopiable worksheet is available for each book in this series. These enable you to ensure that the children have grasped key ideas from the books. The children will need to have access to the books in order to complete the worksheets. Use the worksheets in a guided reading session, for topic-based group work, or even for homework.



### Instructions for the Hearing worksheet:

- Ask the children to look through the book and suggest sound words for each picture. Encourage them to use their sound words in a sentence.
- Read the sound words to the children. Encourage a variety of responses.
- Children should write a brief sentence using the sound word and then draw an illustrative picture.



### Instructions for the Sight worksheet:

- Look through the book together, talking about how each creature sees. Talk about how the position of the eyes affects what each one can see.
- Encourage children to use the book, and perhaps the internet, to find out more about how each of the creatures sees and where its eyes are.



### Instructions for the Smell worksheet:

- Each group of children should have at least six things for the activity.
- Encourage them first to rank the smells.
- They should then write words in the boxes and decide where on the scale each one goes.



### Instructions for the Taste worksheet:

- Each group will only need one foodstuff from each food group. Ideas for appropriate foodstuffs can be found in the book.
- As they find out which flavour each person likes the most, children should colour one of the rectangles. Talk about the results they find.



### Instructions for the Touch worksheet:

- Talk about the different touch sensations. Can children suggest familiar things which represent each of the feelings? Collect a range of answers.
- Once children have drawn pictures on the dominoes, they can cut out the solid lines and play a game of opposites dominoes.



# Our Five Senses: Hearing

Name \_\_\_\_\_ Date \_\_\_\_\_

Different sound words make us think of different things.

- Write a sentence using the word in the box - then draw a picture about it.

rustling

---

---

---

pattering

---

---

---

roaring

---

---

---

scratching

---

---

---

**Learning objective: To match sound words to things**



# Our Five Senses: Sight

Name \_\_\_\_\_

Date \_\_\_\_\_

- Look carefully at these pictures of animals. Where are their eyes? On the sides of the head, on the front of the face or somewhere else?
- Write the answer under each picture.



**Learning objective: To consider where eyes are on different creatures**



# Our Five Senses: Smell




Name \_\_\_\_\_ Date \_\_\_\_\_

- Make a collection of smelly things, for example:

cabbage grass  
chocolate baby powder crisps  
milk onion orange  
... add other ideas of your own, too

- Smell each of them. Decide where on this scale they go and write their names in the boxes.

The worst  
smell was

The best  
smell was

- When you have finished, compare your list with your friends.  
Did you all like the same things in the same order?

Learning objective: To sort things according to their smell



# Our Five Senses: Taste

Name \_\_\_\_\_ Date \_\_\_\_\_

Your tongue can detect 5 flavours in your food.

- Find one food in each of these flavour groups: sweet, sour, bitter, salty and umami.
- Write the foods in the table below.

Sweet	Sour	Bitter	Salty	Umami

- Ask at least 10 people to taste the foods and tell you which one they like best.
- Shade the boxes on this chart to show your results.



Learning objective: To explore which flavour is most popular



# Our Five Senses: Taste

Name \_\_\_\_\_ Date \_\_\_\_\_

- Draw one thing that you can touch into each end of the opposites domino.

fluffy	hot	cold	rough
--------	-----	------	-------

smooth	safe	dangerous	hard
--------	------	-----------	------

soft	_____	_____	prickly
------	-------	-------	---------

- Write your own opposites on the lines.
- Now cut out the dominoes and play the game.

Learning objective: To identify opposites in touching