

The world around us

PAGE

6

Polly put the kettle on

Learning objective



Look closely at similarities, differences, patterns and change.

What to do

Make four card copies of the photocopiable sheet. Cut out the individual cards and shuffle them, place them face down on a table. Let pairs or small groups of children use the cards to play games of snap and pairs. Talk about the different types of weather together.

Support: Only four weather cards are provided.

Extension: Two cards are left blank for the children to provide the pictures.

PAGE

7

Animal colours

Learning objective



Find out about, and identify, some features of living things, objects and events they observe.

What to do

Share some information books about animals. Talk about the animals and encourage the children to describe them. Identify the animals on the photocopiable sheet together. Ask: What colours are the animals in real life? Suggest that the children use the information books to find out and then colour the pictures on the sheet to match.

Support: There are just four pictures for the children to discuss and colour.

Extension: Two of the boxes are left blank for the children to draw in the missing animals.

PAGE

8

Down in the jungle

Learning objective



Find out about, and identify, some features of living things, objects and events they observe.

What to do

Enlarge a copy of the activity sheet to A3 size. Talk about the jungle animals together. What colours are the animals in real life? Talk about camouflage and how some animals can hide in the plants. Give each child their own copy of the sheet and help them to choose the correct colours to colour the animals. Let older children use information books to help them.

PAGE

9

Fat and thin

Learning objective



Find out about, and identify, some features of living things, objects and events they observe.

What to do

Look at some pictures of different animals and talk about their shapes and their relative sizes. Give each child a copy of the activity sheet and talk about the animals. Explain that you would like them to draw a thin animal and a big animal in the spaces provided. Continue the fun by drawing other animals for individual animal shape books.

Support: The activity concentrates on the concept of 'big' and 'small'. The children are asked to draw a big animal.

Extension: The children are asked to draw 'thin, big and small' animals.

PAGE

10

Weather dice

Learning objective




Look closely at similarities, differences, patterns and change.

What to do


Show the children a weather dice and talk about the three different kinds of weather together. Ask them to imagine what clothes they might wear for each different type of weather. Give each child their own copy of the sheet and help them to assemble their dice.

Animal colours


Find out the colours of these animals and colour them in.




butterfly




dolphin




starfish



ladybird



goldfish



parrot