

FREE!



# How to...

Your guide  
to using

# MAGAZINES PLUS

[www.maryglasgowmagazines.com](http://www.maryglasgowmagazines.com)



## How to:

- Register yourself and your students
- Search and use 1000s of free resources
- Motivate your class with exciting online activities





Dear Teacher,

Welcome to your free guide to **Magazines Plus** – an entirely new way to get your students excited about learning English!

Your students' world is changing – and so is the way they learn. Now you can offer your students a resource that reflects their lives and interests, and will inspire them to take their English to the next level. **Mary Glasgow Magazines Plus** combines the best of traditional magazine subscriptions with an interactive, regularly updated website, packed with extra learning resources.

The website offers you thousands of teacher resources: worksheets, lesson plans, ideas for homework and audio files. You can go online and register for your 10 free downloads at [www.maryglasgowmagazines.com/teachers/new](http://www.maryglasgowmagazines.com/teachers/new). If you already subscribe to 10 or more magazines, you will receive free access for a year; all you need to do is enter your access code (see page 4).

For students, the website contains a social networking facility where they can practise their English by chatting with other Mary Glasgow Magazine readers around the world (this is fully moderated). The site also features a news page containing regularly updated news stories – each story is published at five different language levels – perfect for mixed-ability groups! Students can also develop their language skills by commenting on the news stories in English and can even become 'Student Reporters' by submitting their own news for publication.

We hope that you and your students enjoy using **Magazines Plus**. If you have any questions, comments or feedback, please don't hesitate to contact me at: [sbromley@maryglasgowmags.co.uk](mailto:sbromley@maryglasgowmags.co.uk).

With very best wishes,

*Sarah*

Web Editor



## Contents

- p.3 How to ... **Register as a student**
- p.4 How to ... **Register as a teacher**
- p.5 How to ... **Search and download teaching materials**
- p.6 How to ... **Use My Page**  
How to ... **Make Friends**
- p.7 How to ... **Chatter**
- p.8 How to ... **Read news articles**
- p.9 How to ... **Be a Student Reporter**
- p.10 **Online Activities and Tasks**
- p.11 **Online Activities and Tasks**
- p.12 **Competition!**



### Students' safety is important to us

We have made **Magazines Plus** a safe environment for students.

- **Student codes** mean the students' site can only be accessed by Mary Glasgow subscribers.
- **Chatter** is monitored throughout the day. Any inappropriate messages are deleted.
- **Chatter** has an automatic block on swear words.
- All **news comments** and avatar pictures must be approved by us before they appear on the site.



# How to... Register as a student

[www.maryglasgowmagazines.com/students/p/new](http://www.maryglasgowmagazines.com/students/p/new)

Your students need a *student code* when they register (this keeps the website private for Mary Glasgow readers).

Give your students the correct code for their magazine level. (Student codes change at the end of the school year.)



**CLICK**

Student code



**CROWN**

Student code



**TEAM**

Student code



**CLUB**

Student code



**CURRENT**

Student code

The student code goes here

Students invent a username

Students invent a password with more than 4 characters. They should keep their password secret. If they forget their password they can request a new one from the website.

Your information

Student code

My username

My password

My password again

Email address

Email address confirmation

(Don't worry! We won't send you marketing e-mails. We will not give your e-mail address to any person outside of Mary Glasgow Magazines.)

If a student does not have an email address they can register with their teacher's email address (we do not use the student's email address to contact them).

Write the same email address again



# How to... Register as a teacher

[www.maryglasgowmagazines.com/teachers/new](http://www.maryglasgowmagazines.com/teachers/new)

Your information

Given name\*

Surname\*

Email address\*

Email address confirmation\*

Choose a password\*

Password confirmation\*

If you want the latest Mary Glasgow news, tick this box.  We won't give your e-mail address to any person outside of Mary Glasgow Magazines.

Access code

You can leave the next box empty if you do not have a code.

Write your email address again.

Invent your own password of 4 characters or more.

Write the same password again.

If you subscribe to 10 or more magazines you should have received an access code. The access code was sent on a card that looks like this:



If you have lost your access code or didn't receive it, email [contactus@maryglasgowmags.co.uk](mailto:contactus@maryglasgowmags.co.uk) for a new one.

If you have already registered for free downloads, you can add the access code to your existing account:

1. Log in at [www.maryglasgowmagazines.com/teachers](http://www.maryglasgowmagazines.com/teachers)
2. Go to 'My Page'
3. Put your access code in the box called 'Access code' (you do not need to enter or change anything else on the page)
4. Click the 'Change' button
5. Your account is now updated. You can now download as many resources as you want!

HOME NEWS CHATTER **MY PAGE** MY FOLDER SEARCH

Details

Access code

Enter your access code here.



# How to... Search and download teaching materials

[www.maryglasgowmagazines.com/search/new](http://www.maryglasgowmagazines.com/search/new)

When you are logged in as a teacher, you can access 1000s of resources on almost any topic or grammar point. You can find audio, worksheets, lesson plans and homework ideas.

Here you can find articles about English teaching.

If you are planning a lesson on the second conditional, type the keywords 'second conditional' into the green box. Click on 'search' – you get 58 results!

The screenshot shows the search results page for 'second conditional'. At the top, there are tabs for 'Search', 'Teacher's Notes', and 'Journal articles about ELT'. Below the search bar, it says 'You searched for 'second conditional'' and 'There are 58 results'. The main content area shows two results: 'Are you prejudiced?' and 'Secret love'. Each result includes a thumbnail, a description, and a list of activities. On the right side, there are filters for 'Keywords', 'Skill', 'Level', and 'Language focus'. The 'Skill' filter is highlighted in yellow and contains a list of skills: All skills, Grammar, Listening, Reading, Speaking, Vocabulary, and Writing. The 'Level' filter is also highlighted in yellow and contains a list of levels: All levels, Beginner (pre-A1), Elementary (A1), Pre-intermediate (A2), Intermediate (B1), Upper-intermediate (B2), and Advanced (C1). A red box highlights the 'Skill' filter with the text: 'Here you can refine your 58 results by choosing a skill, level or language focus.'

Here are the results for your 'second conditional' search. Click the worksheet you would like.

Next you see this page.

Click the worksheet or audio symbol to download it to your computer.

The screenshot shows the details page for the resource 'If I was a film star'. It includes a thumbnail of the worksheet, a 'Details' section with a description and a list of activities (Grammar activities, Conditionals focus, Intermediate (B1) level), and a 'Downloads' section with a 'Download' link (pdf, 166 KB). Below the details, there is a 'Related Resources' section with a link to an 'Answer key'. A red box highlights the 'Related Resources' section with the text: 'Here you can see related resources (listening files and answers).'




# How to... Use My Page

[www.maryglasgowmagazines.com/my\\_page](http://www.maryglasgowmagazines.com/my_page)

Your students can have fun online, in English! All these activities can be done using computers at school or at home.

**About Me**

Mirandak



- I am from: Poland 🇵🇱
- I am a Girl
- My favourite sport is ... tennis
- I like ... making friends
- I don't like ... rain
- My favourite singer/band is ... Rihanna
- My favourite food is ... chocolate
- My favourite actor is ... Zac Efron
- I've got a pet ... dog
- I think my English is ... good
- My favourite colour is ... purple

## How to make a Profile in English









1. Students log in and go to 'My Page'
2. Click on 'Add favourites!'
3. Students answer questions about themselves.
4. Students can upload a picture as their 'avatar'.  
(Pictures are checked before they appear on the site).



# How to... Make Friends

[www.maryglasgowmagazines.com/my\\_friends](http://www.maryglasgowmagazines.com/my_friends)

**Find friends**

 gladina add as friend view profile	 serban add as friend view profile	 Mikka add as friend view profile	 Aneta add as friend view profile	<b>Find people in different countries</b>	
 Claudia add as friend view profile	 Achyleuz add as friend view profile	 Cinne add as friend view profile	 ordinario27 add as friend view profile	Austria	Belgium
				Bulgaria	Canada
				Croatia	Cyprus
				Czech Republic	Denmark
				Finland	France
				Germany	Greece
				Hungary	Italy
				Japan	Malta
				Netherlands	New Zealand
				Norway	Poland
				Portugal	Russia
				Serbia and Montenegro	Slovakia
				Slovenia	South Africa
				South Korea	Spain
				Sweden	Switzerland
				Taiwan	Turkey

## How to Make Friends with other Mary Glasgow Magazine Readers

1. Students can find English-speaking friends from their magazine. (Click 'My Friends' > 'Find more friends'.) The Friend Finder suggests friends based on students with matching interests.
2. Students send friend requests to their classmates and students in other countries.



# How to... Chatter

[www.maryglasgowmagazines.com/my\\_chatter](http://www.maryglasgowmagazines.com/my_chatter)

On Chatter students communicate only in English with classmates and new friends from around the world. This is a great way for your students to have fun using English for a real purpose. They can practise conversation and learn to think quickly in English.

## Meet the English Coach

The English Coach is a native-speaker English teacher. Sometimes she will chat with the students. She may also correct their English.

Here students see Chatter between everyone in their friends' network.

Here students see all Chatter directed at them (ie. Chatter that begins @'theirusername'). This is where they should check for replies to messages they have sent.

Write a message here. Click 'Say it!'.

The message appears here.

The screenshot shows the Chatter interface with three tabs: 'All chatter', 'Friends' chatter', and 'Replies to me'. The 'Replies to me' tab is active, showing a chat history with two messages. The first message is from '@englishcoach' with a yellow smiley icon and the text '@(D) Welcome to Magazines Plus!'. The second message is from 'NINschGoo' with a profile picture and the text 'hey how are you'. A 'REPORT ABUSE' button is visible next to the second message. To the right is a 'Chat in English!' input area with a text box containing 'Hello! What's the weather like in Italy?' and a 'Say it!' button. A character count '(140 characters maximum) 140' is shown above the text box.

Students can direct a message to a particular person. The message must start with @ and then the person's username.

If students see a language that's not English or bad language they can report it by clicking here.





# How to... Read news articles

[www.maryglasgowmagazines.com/students/features](http://www.maryglasgowmagazines.com/students/features)

There is a new topical article every week. There are always five different versions of the week's news story, from elementary to advanced level.

*"I have been reading your magazines for many years and I must admit I'm really fascinated by your website and have especially used the possibility of reading articles on different levels!! Just great!"*

A teacher from Volle Ganztags School, Germany

Use these links to change the language level of the article.

Students can write a comment here. Commenting is available for 3 weeks after the article is published.

**New this week...**

**Football Star at 15!**

Is this England's next star footballer?  
[read more -->](#)

**Students: what do YOU think about this story?**

**The Student Reporter**

Students, we want YOUR news! Tell us what's happening in your school, town or country. We put the best stories on the [Student news page](#).

**More news**

**Batman Blaine!**

Trick is 'too easy'  
[read more -->](#)

**Meet your new teacher -- Tony Blair!**

Tony Blair gets a new job ... as a teacher.  
[read more -->](#)

**"We HATE British weather!"**

Britain's cold summer!  
[read more -->](#)

**Who is in this London bus?**

The Olympic Games go from Beijing to London  
[read more -->](#)

**Michael Phelps: "I only eat, sleep and swim!"**

Is Michael Phelps the best sportsman in history?  
[read more -->](#)

**I'm allergic to WATER!**

Showers, swimming, rain ... life can be a problem if you can't touch water!  
[read more -->](#)

## Michael Phelps: "I only eat, sleep and swim!"

Is Michael Phelps the best sportsman in history?

Michael Phelps is from the USA. He has 11 eleven Olympic medals for swimming. There is no sportsman with more.

Why is he a good swimmer?

He is tall (193cm). He has a long body. His arms are long (207cm). He has big feet (size 47). He eats A LOT for energy.

Every day Michael eats:

- Toast
- Three egg sandwiches
- An omelette
- Three pancakes
- A pizza
- Pasta

"I only eat, sleep and swim!" says Michael.

Do you like swimming? How much do you eat every day?

**Ronaldofan**  
Wed Aug 27 18:04:37 +0100 2008  
I like football.

Add a comment

Comment box

Comment



Michael Phelps: Olympic hero (Photo by Sipa Press / Rex Features)

Read this article at a different level

You are reading this at CROWN level

- > Read this at CLICK level
- > Read this at TEAM level
- > Read this at CLUB level
- > Read this at CURRENT level

what's this?

Recent articles

- Money Trouble
- Professional Footballer - paid in pizza!
- Hangout with David Blaine
- Meet your new teacher - Tony Blair!
- "We HATE the British weather!"
- News archive

You can find older articles here.



# How to... Be a Student Reporter

[www.maryglasgowmagazines.com/students/student\\_news](http://www.maryglasgowmagazines.com/students/student_news)

Your students can be news reporters and write an article for the website. The best stories will be published online! Your students could write about:

- Something that is happening in their school, town or country
- A film or music review
- Their interesting hobby, pet or holiday.




**Tip:**  
In the teacher's resources search, there is a class activity about writing for a website. Just type 'a class website' into the keywords box on the Search page.

**Student News**

---

**New this week...**


**News from Granada**



I'm Marta and I'm a reader and I'm from Granada in Spain. The news from Spain is about football.

[read more →](#)


**News from Munich**



Hi. I'm a reader from Munich in Germany. My name is Alex. A lot of people in my country are sad today.

[read more →](#)

**News from Rome**



I'm Fede and I live in Rome. Today and yesterday they have been filming a television show on my street.






[read more →](#)

## Video news!

Students can go 'on location' to present a news report and interview people on video. Use a digital camera or a mobile phone to make the video clip. If your students upload it to [www.YouTube.com](http://www.YouTube.com) we can publish their video on the Student News page.

## How to send your students' news

Students should email us their news article (with a photo) or YouTube link. Choose the correct address for the students' magazine:

-  **CLICK**  
clicknews@maryglasgowmags.co.uk
-  **CROWN**  
crownnews@maryglasgowmags.co.uk
-  **TEAM**  
teamnews@maryglasgowmags.co.uk
-  **CLUB**  
clubnews@maryglasgowmags.co.uk
-  **CURRENT**  
currentnews@maryglasgowmags.co.uk



**Our favourite news article wins a prize! See the back page of this guide for more details.**

## Online Activities and Tasks



Remind your students to log in at least once per week to:

- Accept new friend requests
- Reply to Chatter messages
- Read that week's news story

### Comment on the news

- Print out the correct news story for your students' level. If you have a mixed-ability class, print out two different versions.
- Read the article in class. Ask all students to think of an opinion about the article or an answer to one of the questions at the end. Discuss students' opinions and answers as a class.
- If your students have Internet access at home, tell them to log into the website and write a comment on the news story.
- Or go online in class and let students do their reading and writing online.

### Match photos and headlines

- Print out the News page.
- Cut up the headlines and photos from the 7 stories and give them to students to match up.
- Ask students to predict what the articles are about.

### Here is the news

- Divide the class into small groups.
- Give the students a role (a news reader, a live reporter, interviewees).
- Give each group a different news story. In their roles, they act out a report for the class.

### Spot the difference

- Print out two levels of the same story.
- Students read both versions and spot the difference.
- What extra information is in the higher level? How is the language different?

### My New Friend

- Students talk in pairs about one of their new friends.
- Students log in and go to the 'My Friends' page.
- Students choose a friend to talk about.
- One student asks a partner about the chosen friend and the other student answers, using the friend's profile information.



Example:

**A:** *What is their name?*

**B:** *Jolene?*

**A:** *Is it a girl or a boy?*


**B:** *She's a girl.*


**A:** *Where is she from?*

**B:** *She's from France.*

**A:** *Who's her favourite actor?*

Etc...





## Someone like me

Ask your students to find two other students with two things in common.

1. Go to 'My Friends' > 'Find more friends'.
2. Click on different students to view their profile.
3. Students send a friend request to other students who like the same things.
4. Students report back on who they found.

Example: *I like football and Luca from Italy also likes football.*

### Extension Activity:

Students find someone who has very different hobbies to them.

## Learn about a foreign country with Chatter

- Students choose a country to find out about (Eg. France).
- Students go to 'Friend Finder' ('My Friends' > 'Find more friends').
- Students select France from the list of countries on the right.
- Students click the avatars of students from France to go to their profile pages.
- Students use Chatter to ask questions to the French students. They must start their message with @ and the French student's name (e.g. @Alba).

Example:

**Climate:** *What's the weather like in France today?*

**School:** *What time do you start and finish school?*



**Music:** *Which bands and singers are popular in France?*

**Food:** *What did you eat last night?  
What's your favourite French food?*

- A few days later, students log in again to check for replies to their questions.
- Students compile what they have each learnt about France.
- Students write about what life is like in France and report back to the class.



## Interview a new friend

- Students practise question forms by interviewing one of their new friends on a particular topic.

Example:

*Have you ever been to a foreign country?  
Where do you usually go on holiday?  
What country would you most like to visit?  
What is your favourite place to go on holiday?  
What did you do on your last holiday?*

- A few days later, students log in again to check for replies to their questions.
- Students speak or write about their friend's answers. Higher levels can practise using reported speech.

# COMPETITION!

## MARY GLASGOW REPORTER OF THE YEAR!



### WIN THIS CAMERA!

Your students can be Mary Glasgow reporters! We want YOUR news. Tell your students to send us an article for the students' news page and they could win this new digital camera!

We will publish the stories we like on the website. The winning story will be announced on the site on Wednesday 4th February 2009.

See page 9 for more information about how to be a student reporter.



### The Rules

The article should be:

- Between 50 and 300 words.
- Sent by email with your school name and address.  
**CLICK:** [clicknews@maryglasgowmags.co.uk](mailto:clicknews@maryglasgowmags.co.uk)  
**CROWN:** [crownnews@maryglasgowmags.co.uk](mailto:crownnews@maryglasgowmags.co.uk)  
**TEAM:** [teamnews@maryglasgowmags.co.uk](mailto:teamnews@maryglasgowmags.co.uk)  
**CLUB:** [clubnews@maryglasgowmags.co.uk](mailto:clubnews@maryglasgowmags.co.uk)  
**CURRENT:** [currentnews@maryglasgowmags.co.uk](mailto:currentnews@maryglasgowmags.co.uk)
- Sent with a photo (of the student or of something related to the article)
- Sent by **31st Jan 2009**.