


Make a yoghurt-pot telephone

One of the most important Victorian inventions was the telephone. Have a go at making your own yoghurt-pot telephone from string and plastic cups. Once you've made your telephone, see if you can answer the questions below.


1



You will need:


- Two plastic cups
- Drawing pin
- Long piece of string
- Pencil

2




- Make a hole in the bottom of each plastic cup using the drawing pin.

3



- Use a pencil to make the hole bigger.

4



- Thread the end of the string through one of the holes.
- Tie a large knot to stop the string falling back through. Repeat with the other cup.

5



- Your telephone is now ready to use! Ask a partner to hold one of the cups to their ear. Then, standing as far away from them as possible, speak into the other cup. Can they hear you?

Who invented the telephone?

Can you fill in the gaps to explain how your string telephone works?

Talking into one of the cups causes it to v_____

These v_____ travel along the s_____ as

s_____ waves.