

TOP TIPS FOR DRAWING


HORRIBLE SCIENCE STUFF

SHEET 1

faces can be different shapes



choose a shape and build a family!



da daaa!

An easy way to draw figures is to start with a pin man. Bend his arms and legs to show different actions. Then dress your pin man and give him a face!

FACE MENU

pick a nose...



some eyes...



a mouth...



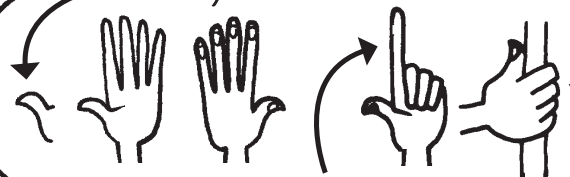
a moustache or beard and some glasses.



and design your own evil scientist



start with the thumb when you draw a hand



bend the fingers to point and hold stuff

© Tony De Saullles

TOP TIPS FOR DRAWING HORRIBLE SCIENCE STUFF

SHEET 2

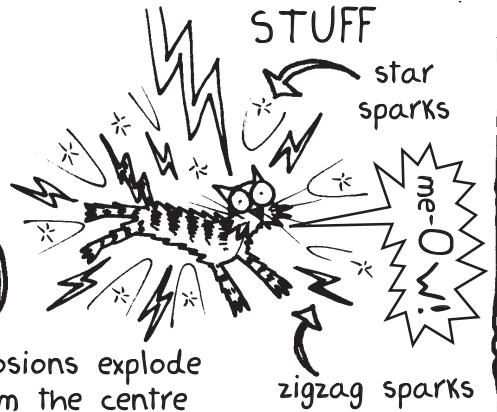
SMELLY STUFF




EXPLODING STUFF



ELECTRICAL STUFF



SCIENTIFIC STUFF




this is the symbol for POISON



motion lines are great for running dogs, wagging tails and fast snails



WET STUFF



HOW TO MAKE GROOVY TYPE


draw in capitals

HOW TO MAKE GROOVY TYPE

fatten some of the lines

HOW TO MAKE GROOVY TYPE

add feet and shade



for dribbling blood draw straight lines with a blob on the end

© Tony De Saullles