

In the Past: Teachers' Notes

This series of four books introduces children to what familiar things and places were like in the past. The books support pupils' knowledge, skills and understanding in **history**, helping them to identify differences between ways of life in different times. This covers curriculum topics such as: *How are our toys and schools different from those in the past?*; *What were homes like a long time ago?* and *What were seaside holidays like in the past?* The books can also be used for **literacy** work, as they feature many examples of report text including:

- **Contents** • **Index** • **Glossary** • **Chronological text** • **Present tense text**
- **Photographs** • **Headings** • **Captions** • **Labels** • **Flow diagram**

They also include an additional text type: *Instructions for activity*.

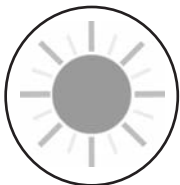
Photocopiable worksheets

A photocopiable worksheet is available for each book in this series. These enable you to ensure that the children have grasped key ideas from the books. The children will need to have access to the books in order to complete the worksheets. Use the worksheets in a guided reading session, for topic-based group work, or even for homework.



Instructions for the Toys worksheet:

- Ask the children to look through the book and find something that children used to play (with).
- They need to consider what the modern-day equivalent is of each toy.
- Encourage children to list at least one similarity and one difference each time.
- Alternatively, the sheet could be used for research at home, asking parents and grandparents about the toys they played with as children.



Instructions for Seaside Holidays worksheet:

- Ask children to complete as much of the sheet as they can from memory. They can then hunt through the book to find out about the other pictures.
- Ask children to draw smiley faces to show things that are still at the seaside. If they haven't been to the seaside in this country, ask them to use other resources, such as the Internet, to find out what is available today.



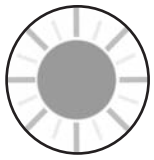
Instructions for the House and Home worksheet:

- Ask the children to look through the book and find what each picture was. They will then need to consider what the modern equivalent is. If they need help to draw the modern object, let them use the Internet or catalogues to copy from or to cut out pictures.



Instructions for the School worksheet:

- Discuss strategies for completing the sheet. For example, children could use the index to look up key words in each caption on the sheet; they could reread the book, identifying the information in the captions; they could scan the book looking for the relevant dates.
- Once they have completed the activity, ask them to compare the results. There may be more than one correct answer.



In the Past: Seaside Holidays

Name _____ Date _____

- All these things can be found at the seaside. What are they called? Draw a line from the words to the pictures.



holiday camp


pier

caravan park



Punch and Judy show

tram



Draw something you can still see at the beach.

- If you have seen any of these things at the seaside, draw a smiley face beside them.

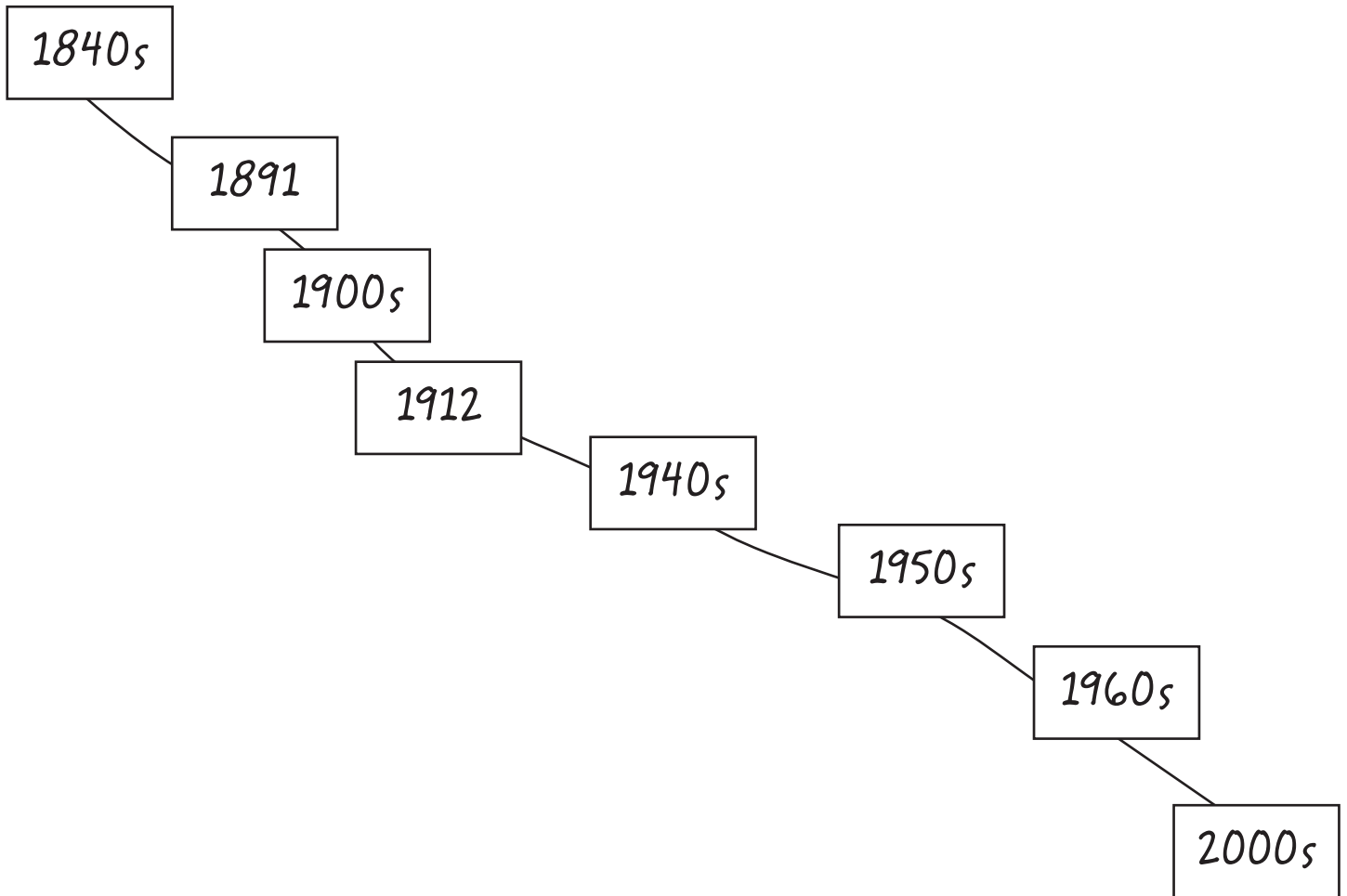
Learning objective: To label artefacts from the past.



In the Past: Schools

Name _____ Date _____

- Read the statements below. Cut them out or copy them to show where you think they should go on the timeline.



Children were able to work in groups.	Children learned by copying from the board.
Teachers could not hit children with a cane.	Children learned to write on slates.
My school was built.	All children had to go to school.
There were up to 200 children in a class.	Boys and girls had different lessons.

Learning objective: Putting changes in schools onto a time line.



In the Past: Toys

Name _____ Date _____

• In the table below, write something that is the same about the toys you like playing with today and toys that children played with in the past.

• Then write or draw something that is different.

Toy	What is the same?	What is different?



Learning objective: Finding same and different between toys now and in the past.



In the Past: Houses and Homes

Name _____ Date _____

- What do you use instead of these things now?
- Draw and write your answer.



Learning objective: To match household equipment with different tasks.