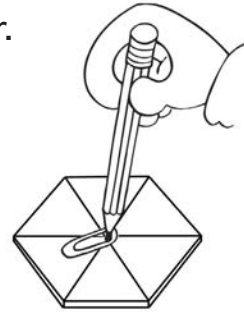


Name _____

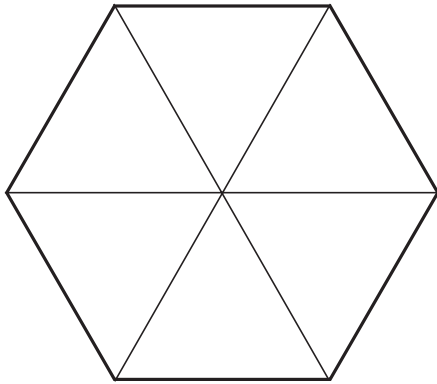
Date _____

Percy's hungry


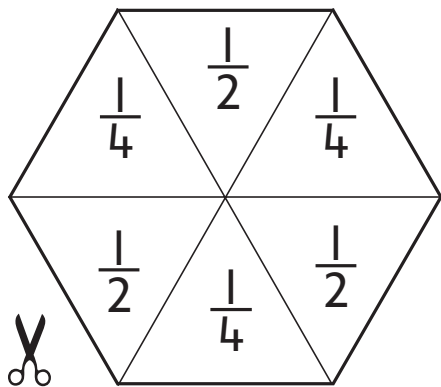
- Cut out each spinner. Put the sharp end of a pencil through a paper clip and then through the middle of the spinner.
- Spin the paper clip around the fraction spinner.
- Spin the paper clip around the number spinner.
- Work out the answer to the fraction sum and place that amount of counters on Percy's tummy.



Number Spinner



Fraction Spinner



Dear Helper

This game will help your child to work out halves and quarters of numbers. The numbers on the number spinner have been specifically chosen for your child. You will need some buttons or counters to represent food for Percy. Encourage your child to flick the paperclip around the fraction spinner to choose a fraction, and around the number spinner to choose a number. Help your child to work out the answer depending on the numbers spun. So, for example, if they spin a quarter and 12, then they must work out quarter of 12, and count out that many counters to put on to Percy's tummy. How much food can your child feed Percy in five minutes?

Spider charts

