


CLICK



NEW!

Online activities at
www.maryglasgowmagazines.com/activities

Dear CLICK teacher,

Welcome to Issue 4 of CLICK. In this issue we speak to Taylor Swift about her new home, read about some famous sports personalities and their 'other' sports, and look at four teenagers' bedrooms from around the world!

Don't forget that as well as the magazine, we've got lots of great new features on our award-winning website (www.maryglasgowmagazines.com). As well as thousands of resources for teachers, the latest news and Chatter for students, our site also offers a range of **online activities**.

These activities give students instant feedback and are linked to the magazine content – see www.maryglasgowmagazines.com/activities.

To see what else is online and find out how to register, look in the *How To* guide or visit www.maryglasgowmagazines.com/help.

If you have any comments on this issue of CLICK or if there are any topics you would like to read about in future issues of CLICK, please do e-mail me. I'm always interested to hear your feedback.

All the best,

Sarah

sjohnson@maryglasgowmags.co.uk



LANGUAGE POINTS FOR THIS ISSUE

MARCH / APRIL 2010

Grammar: prepositions of place (*on, in, under, next to, in front of, behind, opposite*) *There is / there are, can for ability*

Vocabulary: house and home, town

Functions: asking for directions, dimensions (*how tall? how big? how*)

Culture: bedrooms around the world; places in the UK

| Page | Article | Online activities | CD |
|-------------------|--|-------------------|--------------|
| Cover/ 10 - 11 | STARS Taylor Swift: My first home! | ✓ | |
| 2 - 5 | NEWSDESK News and stories from around the world | | ✓ T2 ✓ T5 |
| 6 & 7 | SPORT My 'other' sport | ✓ | |
| 8 & 9 | THE ENGLISH X-FACTOR Sofia and Janca | | |
| 12 & 13 | WINDOW ON THE WORLD Bedrooms around the world | ✓ | ✓ T7 ✓ T8 |
| 14 | SING IT! Scotland beat | | ✓ T4 |
| 15 | BITS OF BRITAIN Places | ✓ | |
| 16 | CARTOON The Adventures of David Beckham | | ✓ T6 |



Magazines Plus!
 In print, in class and online!

www.maryglasgowmagazines.com

How do teachers register?

- 1 Enter your teacher code. This will be sent to you on a card if you have more than 10 subscriptions.
- 2 Choose a secret password.
- 3 Enter your e-mail address.



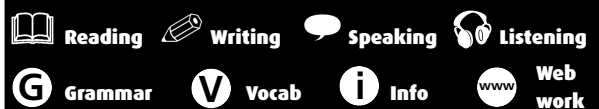
How do students register?

- 1 Enter the CLICK students' code: pinkhat.
- 2 Enter a user name (this doesn't have to be their real name).
- 3 Choose a secret password.
- 4 Enter their e-mail address.

If you or your students registered last year, just add the new code to the old account.

See your free 'How to' web guide for full details.
 For help, e-mail: contactus@maryglasgowmags.co.uk

KEY TO ICONS



Cover / pages 10-11 Stars



Lead-in

Write these anagrams (scrambled words) on the board:

1. *thnekic* 2. *omordbe* 3. *moro vlgini* 4. *torobmah*. Students work in pairs to unscramble the words. Tell them they are all rooms in a house. Go over answers as a class.

[Answers: 1. kitchen, 2. bedroom, 3. living room, 4. bathroom]

Grammar and speaking

Write up these questions with blanks on the board: 1.

Where ___ you live? 2. ___ you live in a house or an apartment? 3. ___ you like it? 4. What ___ it look like

inside? Individually, students complete the sentences with either *do* or *does*. Go over answers together. Ask students to

then work in pairs. They take turns asking and answering the questions.

[Answers: 1. do 2. do 3. do 4. does]

Vocabulary

Students work in pairs. Give each pair ten pieces of paper. They should choose five pieces of furniture from the picture on page 11. They draw a picture of a different piece of furniture on five of the pieces of paper. On the other five, they write the words for each of the pictures (one word on each one). Then they swap their pieces of paper with another pair. The other pair tries to match up the pictures and words correctly. They check their answers with the pair that made them. Then swap again with another pair.

Pages 2-5 Newsdesk



EASTER NEWS

Dictate these questions: 1. *When is Easter?* 2. *What do you do on Easter Day?* Then write the questions on the board. Students check what they have written and correct any mistakes. Ask students to work in pairs. They answer these questions together. Ask some students to tell the class their answers.

BODY NEWS

Make sure you have one ruler or tape measure per student. Put students into four or eight groups. Give each group one of these questions: *How tall are we? How long is our hair? How big are our feet? How long are our legs?* They should measure as many people as they can. They then make a chart or graph to show what they have found. Display these in the classroom.

ANIMAL NEWS

Ask students to look at the big photo on page 3. They should write six sentences about the photo using *There is* and *There are*. Write an example on the board: *There is a big window.* Monitor and error correct their sentences. Ask students to share their answers with the class.

CLOTHES NEWS

Make a real smell test for your class. Get some small paper bags. Put a different smelly thing in each bag. For example: some coffee beans (or instant coffee), some laundry soap powder, some chocolate, some flower petals, some soil from the garden, etc. Close the bags carefully. Write a number on each bag. Put the students into small groups. Pass the bags around the class. Each group should smell the bags and write down what they think is in each one. Check answers as a class. The group with the most correct answers wins.

ANIMAL NEWS

Draw a table on the board with four columns. At the top of each one write these four headings: *They can run. They can't run. They can fly. They can't fly.* Put students into small groups. They should copy the table into their notebooks. They write as many animals as they can for each column. Check answers as a class and write them on the table on the board.

ANIMAL NEWS

Draw eight pictures of rabbits (or photocopy one picture eight times). Put these around the classroom, for example under your desk, behind the curtains, on the bookshelf,

etc. Ask students to work in pairs. They should look for the rabbits and write one sentence for each one. Write an example on the board to help them: *There is one rabbit on the bookshelf.*

CLICK CALENDAR

Ask the students to copy the dates and events onto the class calendar. Highlight St. David's Day (March 1), St. Patrick's Day (March 17) and St. George's Day (April 23). Tell students they are the saints for three of the countries in the UK. Elicit the countries in the UK: *England, Wales, Scotland, Northern Ireland.* Ask students to guess which saint's day matches which country. Ask students if they can think of other saints' days in their country.

[Answers: St. David's Day – Wales, St. Patrick's Day – Northern Ireland, St. George's Day – England (Scotland celebrates St. Andrew's Day on November 30th.)]

Pages 6 & 7 Sport



Lead-in

Ask students *Which famous sports stars do you know?* Make a list together on the board under two headings: *Male* and *Female*. Tell students they are going to read about some famous sports stars and their 'other' sports.

Listening, writing & reading

Put students into groups of four. Give each group a number from 1 to 4. Tell the students you are going to read out four questions. They should only write down the questions for their number. Read out these numbers and questions without pausing between each one. Read each one twice. 1. *Where is Maria from?* 2. *How old is David?* 3. *What sport does Serena's sister do?* 4. *Where is Jenson from?* The students should check with the other students in their group that they have written their question correctly. Make new groups so that there is one person from each of the original groups in each new one. In their new groups, students read the text on page 6 again and answer the questions. Check answers as a class.

Vocabulary

Play a miming game. Divide the class into two teams. Quickly review all the sports mentioned on pages 6 & 7. Ask one student from each team to come to the front of the class. Show them the name of one of the sports from pages 6 & 7. They should act out playing the sport. The first team to guess correctly gets a point. Ask two more students to come to the front and repeat until you have done all the sports.

Pages 8 & 9 The English X Factor



Lead-in

Before they look at pages 8 & 9 in the magazine, ask students to guess the answers to these questions: *How many contestants are there in this issue? How many questions do they answer? How many judges are there?* They should then look at the magazine and check their answers.

[Answers: 1. two 2. five 3. three]

Reading comprehension

Ask the students to read pages 8 & 9 and then write these questions on the board for them to answer in pairs. They

should answer either 'Sofia' or 'Janca':

1. Who wants to live in New York? 2. Who likes the song 'Girlfriend'? 3. Who likes the word 'forever'? 4. Who lives in Lisbon? 5. Who goes to Spain in December?

[Answers: 1. Sofia 2. Janca 3. Janca 4. Sofia 5. Sofia]

Writing

Ask students to work in pairs. Ask them to choose either Sofia or Janca. They should look at their answers and write a paragraph about their chosen person. For example: *Sofia is from Portugal. She loves the word 'perfect'. Her favourite song is...*, etc. This practices using 3rd person forms.

Page 12 & 13 Window on the world

Lead-in

Write this list of countries on the board: 1. *United Kingdom* 2. *China* 3. *Brazil* 4. *France*. Next to this list, write another list of cities: a. *Paris* b. *London* c. *Sao Paulo* d. *Beijing*. Ask students to match the countries with the cities.

[Answers: 1b, 2d, 3c, 4a]

Writing

Ask students to choose one of the bedrooms on pages 12–13. They should write three sentences about it. For example: *In Romane's bedroom there are some magazines on the floor.* Monitor and help where needed. Go over any common errors as a class on the board. Ask some of the students to read out their sentences.

Speaking

Put students into small groups. Write these questions on the board: 1. *Which bedroom looks like your bedroom?* 2. *Which bedroom don't you like? Why don't you like it?* Ask students to answer these questions together in their group. After a few minutes, ask some of the students to tell you their answers, or ask all the students to raise their hands to say whether they like or don't like each bedroom.

Page 14 Sing it

Lead-in

Show the class a map of the UK. Ask them *Where is Scotland?* Show them the capital city (*Edinburgh*). Ask students if they know anything about Scotland. Don't worry if they're not sure. They will learn a bit about it from the song. Alternatively, take the class outside. Divide students into groups of four or five. Give each group a piece of chalk. Ask them to draw a map of Europe on the ground. They should take turns drawing. When they have finished, ask them to label five countries. Ask them to look at each other's maps and see if they think they are correct. Ask students to label Scotland. Show them where this is if they aren't sure. If you can't go outside, ask students to draw the map on a big piece of paper instead.

Listening

Divide students into groups of four. Don't let them look at page 14! Copy the lines of the three main verses for each group and cut them up. The main verses begin: *Look! There's a man, Look! There's some chocolate, and Look! There's a haggis!* If possible, write the lines from each verse

in a different colour so it's clear which ones go together. Jumble up the pieces of paper. Give each group one set of pieces of paper. Ask them to listen to the song 'Scotland beat' and put the lines into the right order. Play the song two or three times. Check answers as a class.

Page 15 Bits of Britain

Lead-in

Draw a picture of Big Ben on the board or show the students a photo. Ask: *Do you know what building this is?* Elicit or tell them the answer. Ask: *Do you know any other places in Britain?* Brainstorm some ideas before looking at page 15.

Project

Put students into groups of 4–5. Tell them: *We are going to make a poster about places in [your country].* In their groups they should make a list of seven or eight famous places. They can either draw a picture of each or find photos in a magazine or on the Internet. There are some good websites for this listed on: <http://www.teachers.ash.org.au/jmresources/structures/famous.html> When they have their pictures, they can stick them on a large piece of paper and write a sentence for each one. They can use the sentences on page 15 as models. Display the posters in the classroom.

Page 16 The Adventures of David Beckham

Lead-in

Show the class a picture of Michelangelo's statue of David. Ask: *Do you know who this is? Is it David Beckham?* Elicit or tell them the answers.

Speaking and writing

Put students into small groups. Ask them to discuss their answers to these questions: *What's your favourite city? Why do you like it?* Then they should write a few sentences about their favourite city. For example: *My favourite city is Paris. It's very beautiful. There are lots of churches. There is a river called The Seine. There are lots of bridges.*

Spelling game

Put students into pairs. Give each pair a piece of paper and ask them to cut it up into 26 small squares. They should write one letter of the alphabet on each one. Put two pairs together to make a group of four students. Tell them they are going to play a spelling game. Tell them one of the words from the list below. They should try to spell it using their letters. The first team to spell the word correctly gets a point. Keep going until they have done all these words: *cathedral, bridge, city, statue, building, country, house, apartment.*

ANSWERS

LISTENING ACTIVITIES

Track 2: I'm happy! , I'm sad! , I'm angry! .

Track 3: Taro – 5, Ren – 3, Yoko – 2, Miko – 1.

Track 4: 20 – 30 .

Track 5: 1 – D, 2 – E, 3 – A, 4 – C.

Track 6: 1) The bridge, 2) The Cathedral, 3) The statue of David, 4) An Italian policeman.

Track 7: 1, 2, 3, 5, 7, 8, 10, 11 and 12.

Track 8: 1) A , 2) B , 3) B .

CLICK LISTENING ACTIVITIES

CD 2 2010

Name:


Age:

Date:


Track 2: CLICK News

What does Scrapper the dog say? Listen.

Tick 3 boxes:



Track 4: Sing it



Listen. How many times do you hear the word 'Scotland'?

0-5 10-20 20-30

Track 5: CLICK News

Smell test! Listen and match the bottle to the smell:



1. Paul's bottle




2. Emma's bottle



3. Maria's bottle



4. Ed's bottle




A cheese



B orange



C grass




D lemon



E cigarettes


Track 3: CLICK News

Match the boys and girls with their favourite rabbits:



Track 6: The Adventures of David Beckham

David and Victoria are in Florence. What do they see? Put the things in order. Write 1- 4:




An Italian policeman The statue of David

The cathedral

The bridge

Track 7: Window on the World

Look at the pictures. Listen to Jack. Circle what is in his bedroom:



Track 8: Window on the World

What are they buying? Tick the correct photo:

