



The BR Lexile Code



What is the BR Lexile code?

BR stands for Beginning Reading, and it indicates a Lexile measure for a text or student that occurs below 0L on the Lexile scale. Beginning Reading measures follow this format: BR###.

The smaller the number following the letters BR, the more advanced the reader is. For example, a student with a Lexile measure of BR100L is a more advanced reader than a student with a Lexile measure of BR300L.

Once a Lexile measure crosses above 0L then the smaller the number, the less advanced the reader or less complex the text. For example, a book with a Lexile measure of 100L is less complex than a book with a Lexile measure of 300L.

Previously, all books measuring below 0L were given a standalone “BR” (Beginning Reader) code. Now texts with a BR code will also receive a Lexile measure (e.g., BR100L). The addition of a Lexile measure for books below 0L allows for greater differentiation at the beginner level.

For more information please visit: <https://lexile.com/educators/find-books-at-the-right-level/find-books-beginning-readers/>

Also, “early-reading indicators” are provided for text with Lexile measures of 650L or below in order to help identify important text features in early-reading materials that could present more or less of a challenge for a reader.

For more information please visit: <https://lexile.com/educators/tools-to-support-reading-at-school/early-reading-indicators/>

- **Students reading at 100L or below lack foundational reading skills necessary to read independently with success.**

Broadening the book recommendation for pupils with a high interest age and low Lexile score

Scholastic Reading Pro is designed to recommend books to children with a broad range of reading abilities and interest ages. Reading Pro works particularly well in recommending books to children who have a lower than average Lexile score for their age if this difference is within one to two years difference.

You can broaden the recommended book list by making an adjustment in the ‘Settings’ tab of Reading Pro. And you can also search for books for specific pupils the ‘Search’ tab on the Teachers or Admin view.

- **Please bear in mind that if there is a significant difference between the student’s Lexile score and their chronological age, there may well not be many published mainstream books that fit that profile.**



This site can also be used to find books with below OL scores <https://hub.lexile.com/find-a-book/search>, however, please note that these titles may not have a corresponding quiz in Scholastic Reading Pro.

Changing the Settings






1. Log into Scholastic Reading Pro
2. Select the 'Settings' tab
3. On the settings page, scroll down until you get to the 'book quiz' settings and select 'Allow students to search outside educational level' and then tick the boxes you are comfortable with.

The screenshot shows the Scholastic Reading Pro interface. At the top, there is a navigation bar with 'Home', 'Reports', 'Search', 'Settings' (highlighted), and 'Benchmarks'. The user is logged in as 'Lea Horner' for 'Reading Pro Demo School'. Below the navigation bar, there is a search bar for 'Enter a Class or Student' and a 'Save' button. The main content area is titled 'Reading Pro Demo School' and contains two sections: 'Reading Pro test settings' and 'Book quiz settings'. In the 'Reading Pro test settings' section, several options are checked, including 'Minimum number of days between completed tests' (set to 15), 'Limit reading list to titles with book quizzes', 'Limit practice test to one per student', 'Allow students to change reading interests', and 'Show student Lexile measure after test completion'. In the 'Book quiz settings' section, 'Display incorrect answers' is checked, and 'Restrict number of quiz attempts' is set to 3. The 'Number of days between quiz attempts' is set to 0. The 'Quiz pass mark' is set to 70. Under 'Allow students to search outside educational level', the following age groups are checked: Age 5-7, Age 7-9, and Age 9-11. Other age groups (Age 11-14, Age 14-16, Age 16+) are unchecked. There is also an option to 'Limit quiz access to certain days and times' which is unchecked.

Using the Teacher or Admin view 'Search'

1. Select the 'Search' tab
2. Use the filters down the left hand side
3. Input the students 'Lexile range' (50 points above and 100 points below their Lexile score) and then select the 'educational level' for your pupils and press Enter. This will give you a list of all books in Reading Pro at that level.

The screenshot shows the Scholastic Reading Pro search interface. At the top, there is a navigation bar with 'Home', 'Reports', 'Search' (highlighted), 'Settings', and 'Benchmarks'. The user is logged in as 'Lea Horner' at 'Reading Pro Demo School'. The search results are displayed in a table format with columns for Title, Author, Lexile code, Lexile, Book band, and Points band. The left sidebar contains various filters including Titles, Reading Levels (Lexile Range and Points Range), Reading Levels (1-8, 9-14, 15-20, 21-25, 26-30), Book Band (A-Z), Genre, and Educational Levels (Age 5-7 to Age 16+).

Title	Author	Lexile code	Lexile	Book band	Points band
 The Runaways	Holly Webb	800L		8	
 Nothing Ever Happens Here	Sarah Hagger-Holt	700L		7	
 The Hurting	Lucy van Smit	HL	580L	9	
 The Light Between Worlds	Laura Weymouth	870L		14	
 The White Fox	Chen Jiatong	720L		5	

Please visit <https://shop.scholastic.co.uk/Reading-Pro-Training> for further guides and training videos, and for any queries please contact readingpro@scholastic.co.uk

