

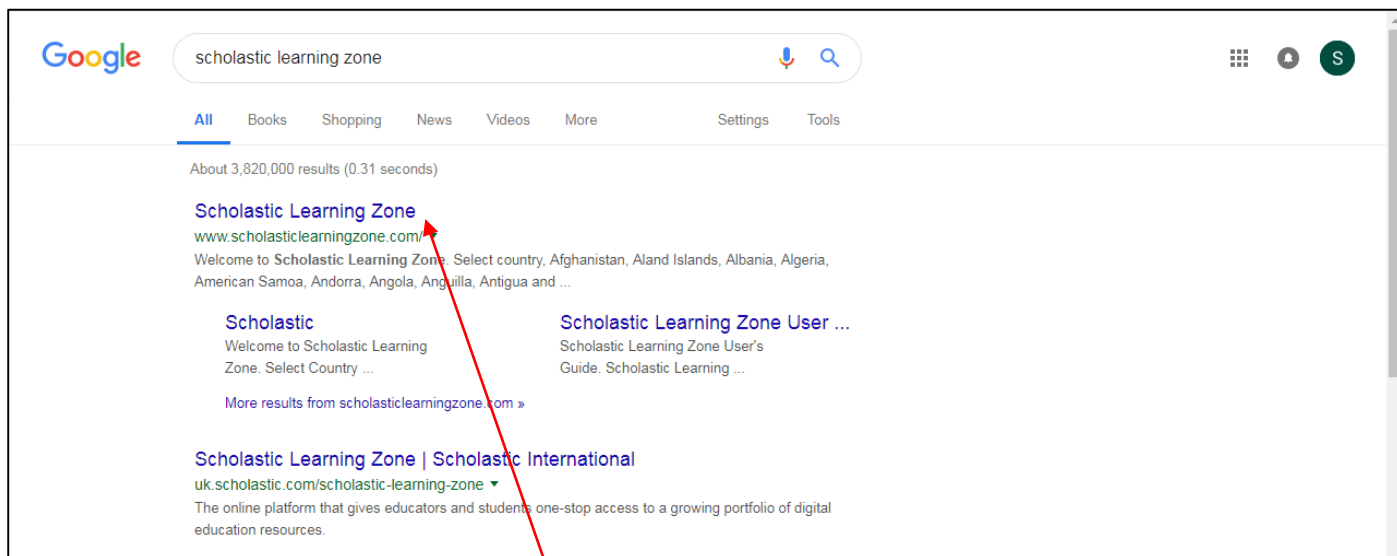


# **Saving the log-in link**



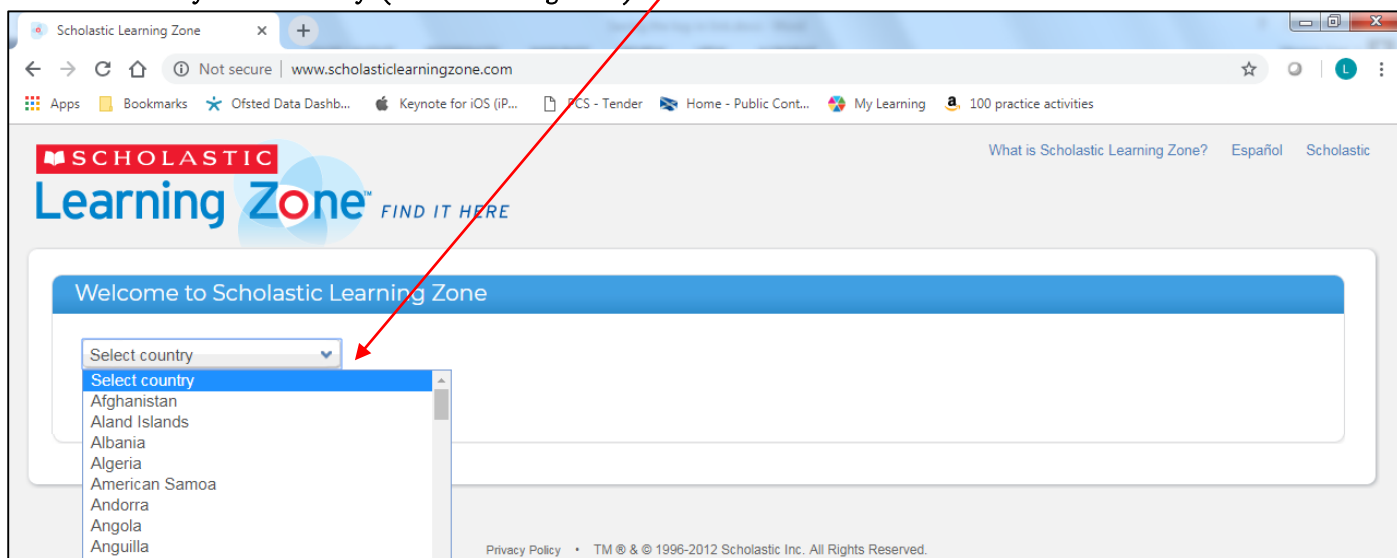
There are two ways to access your schools unique log-in page.

1. Search for the “Scholastic Learning Zone” on any internet browser



Click on the Scholastic Learning Zone

Then choose your country (United Kingdom)



Enter your schools unique ID number e.g. GBR 2G89, without the GBR part, as the system already knows you are in the United Kingdom from the previous step.

The screenshot shows the Scholastic Learning Zone login page. The header is blue with the Scholastic logo on the left and links for 'Español', 'What is Scholastic Learning Zone?', and a help icon on the right. The main content area has a light gray background. On the left, there's a form titled 'Enter your Organization ID'. It shows 'COUNTRY: UNITED KINGDOM' with a '[CHANGE COUNTRY]' link. Below this is a text input field and a blue 'SUBMIT' button. A red arrow points from the text above to the input field. Below the form is a section titled 'Also Available in the Zone' with several small icons. On the right, there are two gray boxes: 'Customer Service' with phone and email details, and 'Sales Representatives' with similar contact information.

Then enter your unique username and password. You'll spot the Organisation ID in the address bar.

The screenshot shows the same Scholastic Learning Zone login page, but now the 'Enter Username and Password' form is active. The form title is 'Enter Username and Password'. It shows 'SCHOOL: READING PRO DEMO SCHOOL' with a '[CHANGE SCHOOL]' link. Below this is a note: 'By clicking Login I agree to and accept the Privacy Policy'. There are two input fields: 'USERNAME:' with the value 'john.doe' and 'PASSWORD:' with the value 'password'. A red arrow points from the text above to the username input field. Below the fields is a blue 'LOGIN' button. At the bottom of the form, there are links for 'Forgot Username or Password?' and 'Not an educator? Sign in as a student.' The right sidebar with 'Customer Service' and 'Sales Representatives' information remains the same.

## 2. Bookmark your schools unique address

This is your schools unique address, you will have been provided with it in your welcome email.

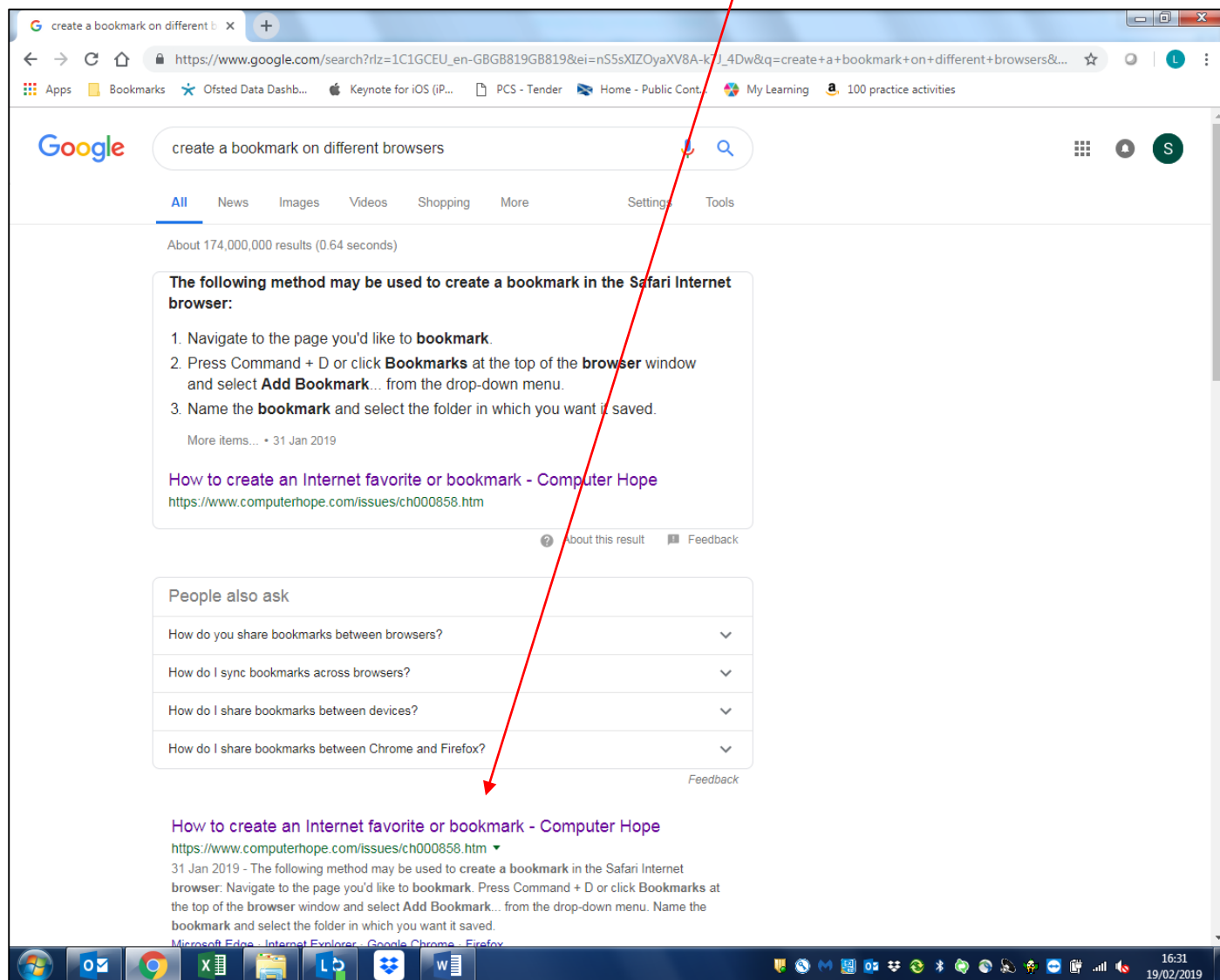
If you can't find this please contact Reading Pro customer services – call 0800 212 281 or email [readingpro@scholastic.co.uk](mailto:readingpro@scholastic.co.uk).

The exact details on how to bookmark the address will vary depending on the browser and device you are using.

If you are unsure of how to create a bookmark on your device there are some very comprehensive instructions online.

For example this link was found following a search for “create a bookmark on different browsers” [19/02/19 using a Chrome browser and Google search engine]

<https://www.computerhope.com/issues/ch000858.htm>



Please visit <https://shop.scholastic.co.uk/Reading-Pro-Training> for further guides and training videos, and for any queries please contact [readingpro@scholastic.co.uk](mailto:readingpro@scholastic.co.uk)