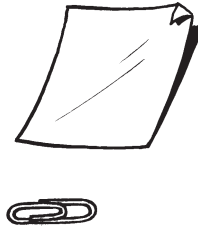


Name: _____

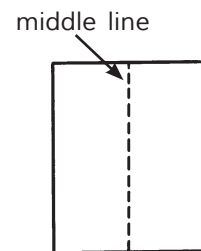
Making a paper plane

You will need:

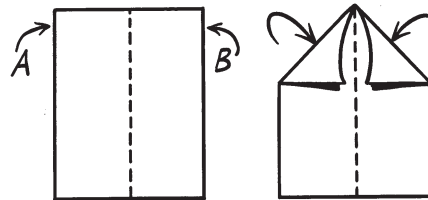
- a sheet of A4 paper
- a paperclip



1. Fold the sheet of paper down the middle.




2. Fold points A and B towards the middle line.



3. Fold points C and D towards the middle line.



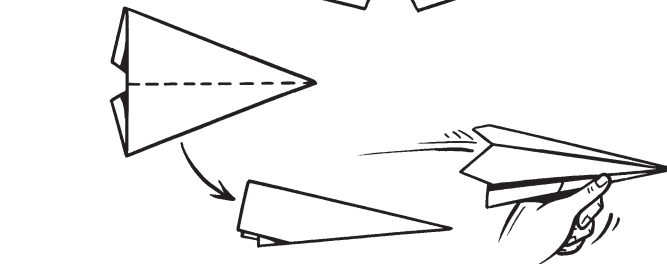
4. Fold points E and F towards the middle line.



5. Turn the paper plane over.

6. Fold it again along the middle line.

7. Open the wings out.



Hold the plane under the wings and throw it into the air.



- Find out what happens when a paper clip is fastened underneath the plane.