



The Resource Pack



Look inside for:

- Lesson activities fully matched to curriculum objectives
- Resources to support literacy
- £25 competition prize vouchers
- Last copy bookmarks
- Advertising
- Letters for parents and volunteers
- Posters and arrows



Celebrate Reading with the Scholastic Book Fairs

FREE RESOURCE PACK



It's time to get ready to make your Book Fair the **literacy event of the year!** This quick and easy resource pack for KS3 is the perfect way not only to **get your class excited about the Book Fair**, but also to encourage those much-desired independent reading skills – all in six glorious hours, **packed full of fun** and mischief (the good, creative kind). So, get your class in the reading spirit and get prepared to celebrate!

Oh - and don't forget to send us **some snaps** of your class's progress – your photos might make it onto our Facebook (**Scholastic UK Teachers**) or Twitter (**@ScholasticUKTch**) page. Say cheese!

Happy reading,

The Scholastic Team

Contents

Pre-event activities	Pages 2-13
Post-event activities	Pages 14-15
Letter for parents	Page 16
Letter for volunteers	Page 17
Poster	Page 18
Arrows	Page 19
£25 competition prize vouchers	Page 20
Last copy bookmarks	Page 21
Photocopiable worksheets	Pages 22-31

PRE-EVENT ACTIVITIES

Lesson 1: What is 'Genre'?

Find the leaflets in your Book Fair Kit.**

Objectives:

- To understand and be able to list the features of different genres
- To be able to predict the genre and events of a story based on its title, descriptive text and book cover

Outcome:

A list of criteria for five different genres; a storyboard predicting the events of a story



Task 1

In pairs, choose one of the books listed on your Book Fair leaflet.

- What are the connotations of the different words in its title?
- Which words draw the reader in the most? Why?
- What sort of themes do you think this story might have? Why?

Task 2

Cut out the genre cards below. For each of them, think of an example of a book that fits into that particular genre. One of the cards has been left blank for you to come up with your own! Is it possible for a book to fit into more than one genre?

adventure	comedy	horror
mystery	romance	

For a photocopyable worksheet, turn to page 22

**Please be aware that if you are running a non-standard Book Fair you will not receive the shown leaflet. The complete range of books can be found on our website at www.bookfairs.scholastic.co.uk.



PHOTO SNAP!*

How are students getting on with the activities? Share your photos online for the chance to win £100 of books for your school library! Just tag us on Facebook at Scholastic UK Teachers, on Twitter @ ScholasticUKTch or on Instagram at Scholastic_UK

*Please ensure you have all necessary permissions before sharing photographs. Go to www.bookfairs.scholastic.co.uk/sharetowin for more details.

Task 3

Look at your Book Fair leaflet again. Can you match some of the titles to the different genres? Give reasons for your decisions, sharing them with the class. Remember that books can fit into more than one genre!



Task 4

Different genres have different features or 'ingredients' - like a food recipe. For example, 'adventure' stories often include a journey to a faraway place and a heroic central character.

Can you list five features or 'ingredients' for each genre based on your knowledge from prior reading, or even from your knowledge of films and games?




<p>adventure</p> <ul style="list-style-type: none"> • A journey to a faraway place • A heroic central character • _____ • _____ • _____ • _____ 	<p>comedy</p> <ul style="list-style-type: none"> • _____ • _____ • _____ • _____ • _____ 	<p>horror</p> <ul style="list-style-type: none"> • _____ • _____ • _____ • _____ • _____
<p>mystery</p> <ul style="list-style-type: none"> • _____ • _____ • _____ • _____ • _____ 	<p>romance</p> <ul style="list-style-type: none"> • _____ • _____ • _____ • _____ • _____ 	<ul style="list-style-type: none"> • _____ • _____ • _____ • _____ • _____

For a photocopiable worksheet, turn to page 22

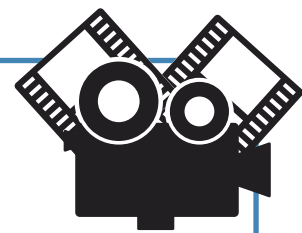
Task 5

Finally, refer back to one of the books that you chose from the Book Fair leaflet in Task 1. Using the title, the descriptive text and the book cover, make four predictions on the Storyboard below about what you think could happen in the story. Refer back to your list of genre features or 'ingredients' to help you make your predictions.

My predictions: storyboard



For a photocopiable worksheet, turn to page 23



Lesson 2: Book Trailers

Find the leaflets in your Book Fair Kit.

Objectives:

- To use the features of different genres in order to create a piece of drama
- To identify and use dramatic techniques when speaking or performing in front of a group

Outcome:

A 'Book Trailer' for a title from the Book Fairs leaflet

Recap questions:

- What different book genres can you list?
- What are some of the features of those genres?

Quick Challenge 1:

Pick your favourite genre from Lesson 1. Write the first 2-3 sentences of a story in that genre. When you've finished, read them out to the rest of the class. Can you guess the genre from your classmates' sentences?

Task 1

It's not long before the Book Fair is due to arrive; and it's up to you to generate some excitement around your school.

How do publishers/authors or film directors/production companies generate excitement before the release of their books or films? What sort of things do they do? Come up with some ideas with the person next to you and share them with the class

Ways to Generate Excitement

-----	-----
-----	-----
-----	-----
-----	-----
-----	-----
-----	-----
-----	-----

For a photocopiable worksheet, turn to page 24

Task 2

Before the release of a big blockbuster film, directors and production companies usually create a film trailer to generate excitement. Can you think of a good trailer that you have seen recently? Make a list of what makes a successful film trailer:

- E.G. A succinct plot summary or clues about the storyline
- E.G. A cliffhanger for the audience
-
-
-
-
-
-

Task 3

In groups of four, refer back to your book storyboards from Lesson 1. Using your predictions about the book's genre and storyline, create a 'Book Trailer' in the style of a film trailer that you would see in the cinema. Consider how you will build suspense, and how you will use narration, voice, props, body language and facial expressions to convey meaning.

Once you have completed your book trailers, share them with the class and – even better – share them with us on Twitter at @ScholasticUKTch



PHOTO SNAP!*

How are students getting on with the activities? Share your photos online for the chance to win £100 of books for your school library! Just tag us on Facebook at Scholastic UK Teachers, on Twitter @ScholasticUKTch or on Instagram at Scholastic_UK

*Please ensure you have all necessary permissions before sharing photographs.
Go to www.bookfairs.scholastic.co.uk/sharetowin for more details.

Lesson 3: Creating Settings

Find the leaflets in your Book Fair Kit.

Objectives:

- To understand what we mean by 'setting' and why it is important
- To describe a new setting using sensory description

Outcome:

A postcard describing a real or imagined setting; a drawing of the same setting

Lead-in questions:

- Why is it important to have a good setting in a story?
- Can you share an example of a good setting that you have read recently?
- Looking at the Book Fair leaflet, can you guess any of the books' settings?

Task 1

One of the most important features of every genre is a strong setting. In pairs, you will be given one of the settings on the list below. Together, you need to consider what the setting makes you think about.



School classroom




Rainforest



Desert island



Under the sea



The moon



A magical house



A train

For a photocopiable worksheet, turn to page 25

Task 2

A good setting will evoke each of the five senses for the reader. How would you do this for the setting that you have been given from the list above? Have a go at completing the following sentences, imagining that you are standing in your given setting:


- I can smell...
- I can hear...
- I can touch...
- I can taste...
- I can see...

Task 3

Now, still thinking about your imagined setting, write a postcard describing what it is like and how you feel, incorporating as many of the senses as possible.

Task 4

Send your written postcard to another person in the class. Can they draw a picture of your setting on the other side of the postcard, based on your description?



The form is a postcard template. On the left side, there is a red 'Dear' followed by a dotted line. Below this, there are two columns of dotted lines for writing. On the right side, there is a blue rectangular area with a white border, containing the text 'SCHOLASTIC Book Fairs' and an illustration of an open book. At the bottom of the form, there are illustrations of a yellow ruler, a pair of blue-rimmed glasses, a silver paperclip, and a yellow pencil.

For a photocopiable worksheet, turn to page 26

Reflection Task:

Reading books opens doors to new worlds. Consider where you'd like to be taken to when you choose your next story to read. Can you find the perfect journey on your Book Fair leaflet? What is it?

Lesson 4: Character Wheels

Find the leaflets in your Book Fair Kit.

Objectives:

- To identify the components of building a successful character
- To describe a given character in a piece of writing

Outcome:

Completed 'Character Wheels' for a real or imagined character; a piece of writing describing a character

Lead-in questions:

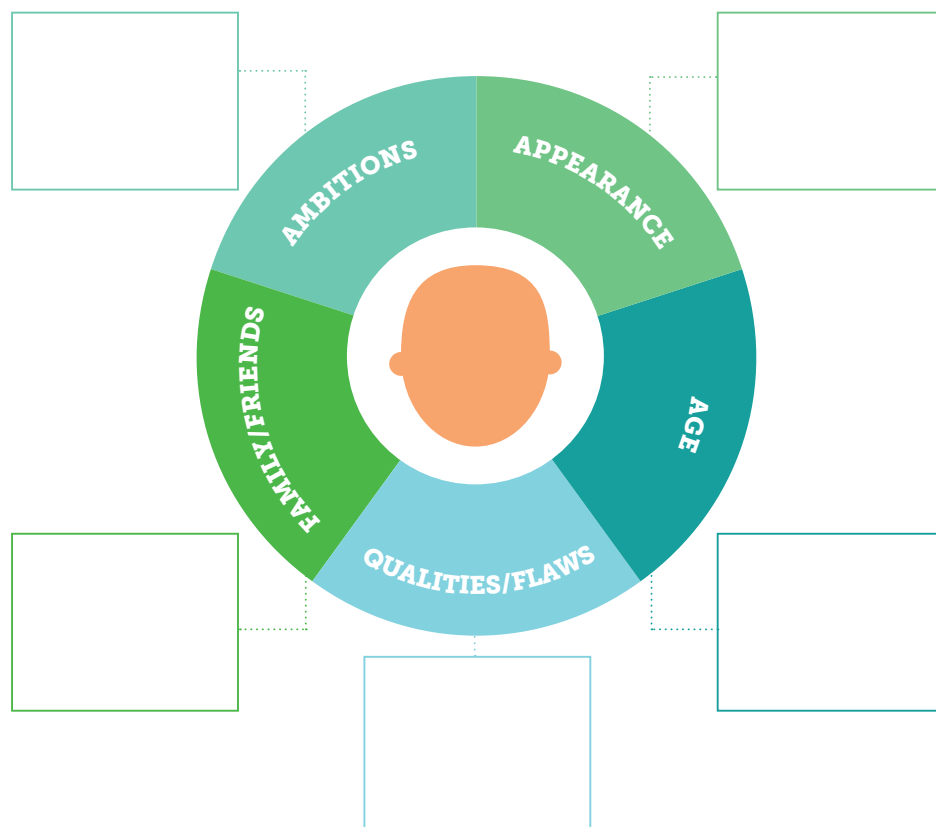
- Who are your favourite characters from books that you've read? Why?
- What types of characters do you find in fiction?
- What do we mean by 'the protagonist' of a story?

Task 1

One of the most important features of every genre is a strong protagonist and cast of characters. Looking at the Book Fair leaflet, can you find any examples of books with strong protagonists? Can you guess the protagonists of some of the books as well as their personality qualities or flaws?

Task 2

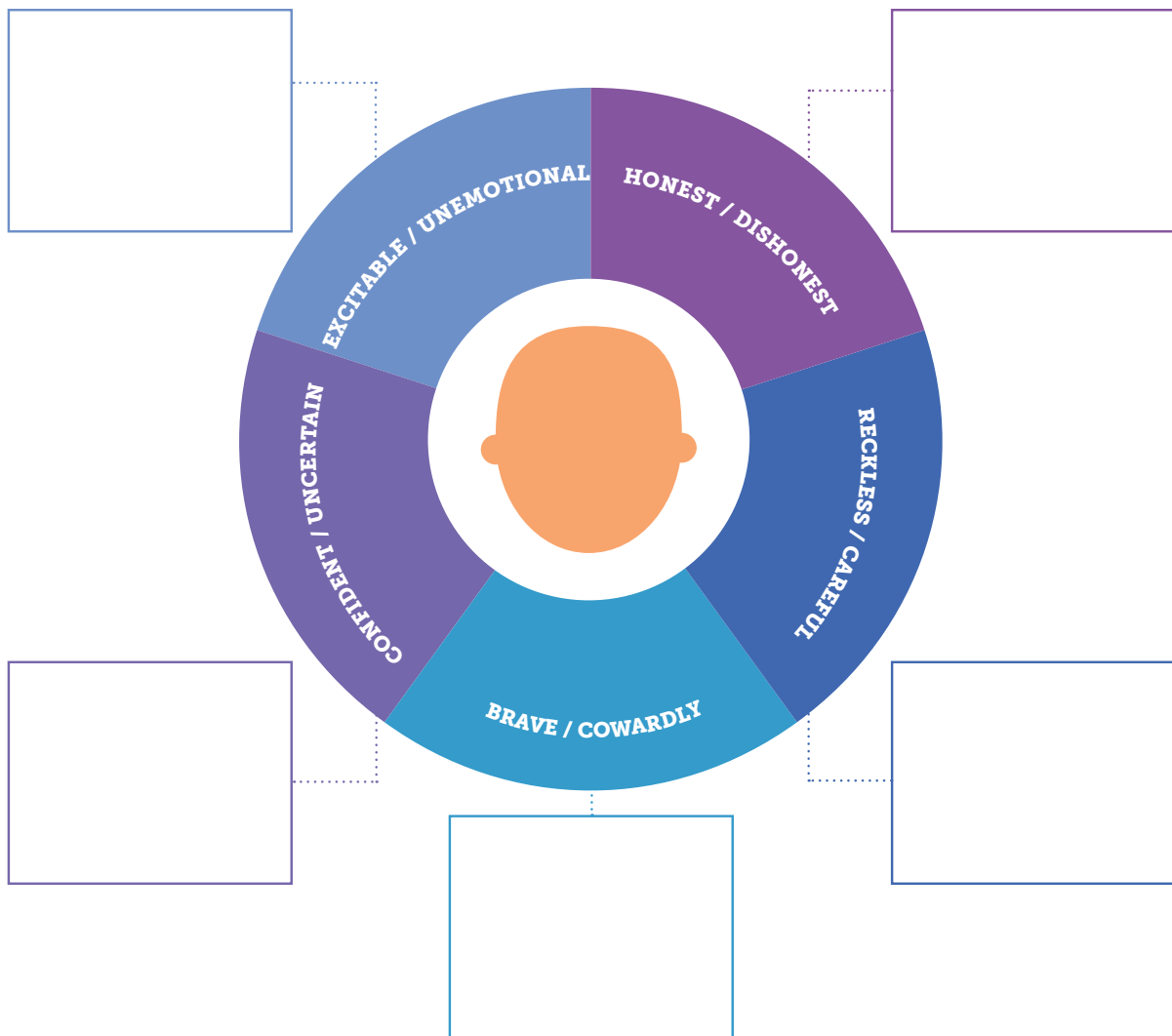
Look at the character wheel below. Using the wheel, can you describe one of the characters that you recognise from the Book Fair leaflet? Alternatively, can you describe yourself or an imagined character? Make notes in each segment of the wheel.



For a photocopiable worksheet, turn to page 27

Task 3

When writers build characters, they have to make sure that all of the elements of the character wheel are covered in detail. In order to achieve this detail, it might be helpful to create further wheels for each of the categories. For example, look at the wheel below for 'Character Qualities/Flaws'. Can you use it to go into more detail when describing yourself or your imagined character?



Task 4

Add some segments to the Qualities/Flaws Wheel. Alternatively, create a new wheel for one of the other categories from the first Character Wheel. Go into as much detail as possible about your character – the more the better! Once you've created a few wheels, use them to write a paragraph describing your character.

For a photocopiable worksheet, turn to pages 28/29

Lesson 5: Intriguing Plots

Find the leaflets in your Book Fair Kit.

Objectives:

- To recognise different types of plots and their different literary devices
- To map out a story on a Plot Graph using plot devices and to write a book blurb

Outcome:

A completed Plot Graph for a real or imagined story; a book blurb for the same story

Lead-in questions:

- Can you think of a book with an intriguing or exciting plot?
- What types of plot do you like?
- Do you think different genres have different types of plot?

Task 1

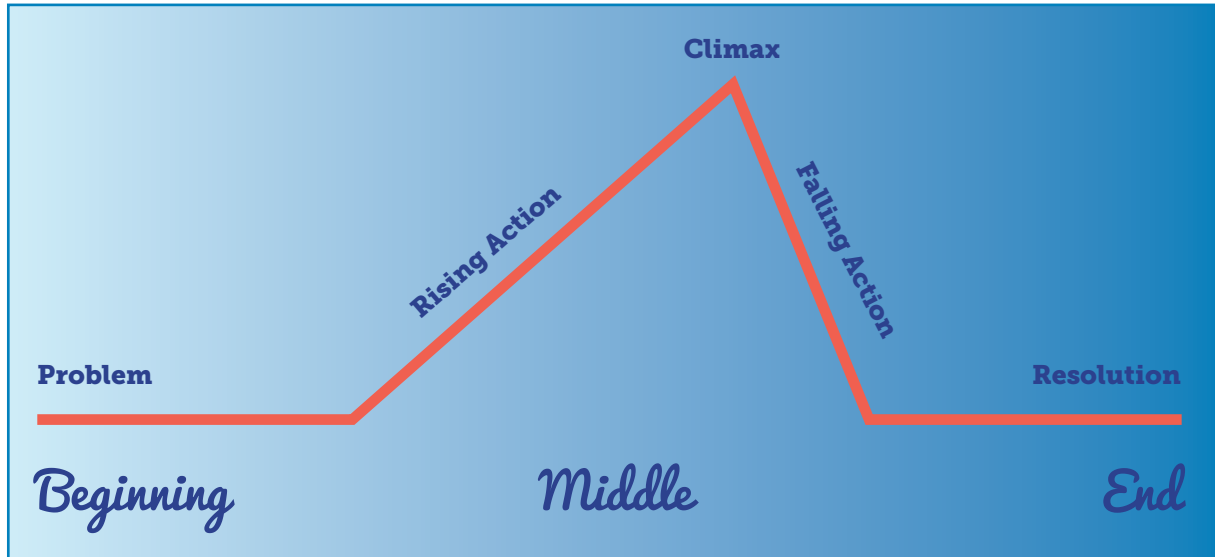
Below are a list of different genres and some plot devices. In pairs, combine a genre and a plot device and think up an example of a story told like this. Even better, identify a story on the Book Fair leaflet that might fit into the combination.

SCI-FI	<i>Cliffhangers</i>
HORROR	<i>Mistaken Identities</i>
ROMANCE	<i>Suspense</i>
COMEDY	<i>Love</i>
CRIME	<i>Humour</i>
CHILDREN'S LITERATURE	<i>Time-shifts</i>
SPY NOVELS	<i>'Layered' Stories</i>
BIOGRAPHY	<i>Flashbacks</i>
TRAVEL	<i>First/Third Person Narrations</i>

For a photocopiable worksheet, turn to page 30

Task 2


Again in pairs, choose your best idea and annotate the Plot Graph below with your story. Can you define each of the different moments in the plot as you go along? (E.G. 'Problem', 'Rising Action', 'Climax', 'Falling Action', 'Resolution').



Task 3

Using your Plot Graph, write a book blurb for your plot. It should outline or summarise the story and encourage the reader to read on without giving too much away – perhaps you can even end on a cliffhanger...

When the Book Fair arrives, compare your book blurb to some of the other blurbs that you read. Can you find any similarities or differences? What are they?



A large rectangular area with a light blue background, containing ten horizontal dashed lines for writing a book blurb.

For a photocopiable worksheet, turn to page 31

Lesson 5: Reflection Activities

Find the leaflets in your Book Fair Kit.

Objectives:

- To identify and to summarise prior learning
- To use prior learning to inform choices at the Book Fair

Outcome:

A list of statements about book genre, setting, character and plot; an informed choice of book at the Book Fair

Task 1

Take a moment to think about the work that you have completed in these lessons. You should be able to look back and find examples of the following:

- ✓ **Lesson One:** Genre definitions and storyboards
- ✓ **Lesson Two:** Book Trailers
- ✓ **Lesson Three:** Postcard settings from
- ✓ **Lesson Four:** Character Wheels and descriptions
- ✓ **Lesson Five:** Plot Graphs and book blurbs

Which has been your favourite piece of work and why?

Task 2

Complete the following statements:

1. One thing I have learned about genre is.....
2. One thing I have learned about settings is.....
3. One thing I have learned about building characters is.....
4. One thing I have learned about plot and plot devices is.....

Task 3

Now that you have learned a bit more about different book genres and their features, has it made you think differently about which title you might choose at the Book Fair? What book are you most excited about now? Why?



Book I'm Most Excited About at the Book Fair

.....

TEACHERS AND STUDENTS, CONGRATULATIONS!

**YOU'VE COMPLETED ALL OF THE
PRE-EVENT ACTIVITIES! NOW, IT'S
TIME FOR YOUR BOOK FAIR!**

Post-event questions and suggestions for further activities

You've had the Book Fair and you've completed the pre-event activities, but the fun doesn't have to end here! There are lots of ways to keep that reading spirit alive in the classroom and to keep students talking about books and reading. First off, let's start by asking students to reflect on what they've done.

Questions:


1. Why is it important to celebrate reading?
2. What are the features of a celebration?
3. What went well during your Book Fair? Was it a good celebration?
List three ways in which it went well.
4. What could've been improved about your Book Fair? List three ways in which it could've been better.

Suggestions for further activities:

1. Now that your class has created so many book trailers, settings, characters and plots, why not get them busy organising a classroom display?
2. If you're stuck for creative writing exercises, get students to predict the themes of their new book based on the cover and title - can they write the first chapter or create a short drama of the plot?
3. Get in the mood for the next Book Fair by beginning a reading campaign to get other students across your school involved. Put photos up in the school library, or snap students and teachers reading different books around the school building.
4. To kick-start the campaign, ask your class to declare which book they'll be reading next, whether it's from the Book Fair range or not. Ask students to complete and wear the badges provided here - just to make sure that reading fever keeps spreading...

NAME: 

BOOK I'LL READ NEXT:

NAME: 

BOOK I'LL READ NEXT:

NAME: 

BOOK I'LL READ NEXT:

NAME: 

BOOK I'LL READ NEXT:

NAME: 

BOOK I'LL READ NEXT:

NAME: 

BOOK I'LL READ NEXT:

NAME: 

BOOK I'LL READ NEXT:

NAME: 

BOOK I'LL READ NEXT:



Dear parents, grandparents and guardians,

Celebrate reading at our Book Fair!

The *Book Fair* will be arriving in school soon, with hundreds of new children's books to browse and buy.

Come and join us!

WHEN: _____

WHERE: _____

There are **over 200 titles** for you and your child to choose from, and with prices starting from **only £2.99**, there's sure to be a book for everyone.

If you can't make it to our Book Fair, try our **discounted Gift Vouchers** available at **www.bookfairs.scholastic.co.uk/parents**. They're a great way to ensure your child doesn't miss out.

Don't forget that every book you buy can help to get **FREE BOOKS** for our school library!

Kind regards,

Book Fair Organiser



Dear parents, grandparents and guardians,

Our school needs you!

The Scholastic Book Fair is coming soon and we need volunteers to help with advertising, setting up and running it.

Our school can earn **FREE BOOKS** for every book sold at the Fair so this is a great opportunity to stock up our classrooms with brand new resources.

If you can spare some time to help our school, please let me know.



You can find out more about Scholastic Book Fairs at **www.bookfairs.scholastic.co.uk**.

Kind regards,

Book Fair Organiser

Come to our Book Fair

and earn FREE BOOKS for our school!*



The best NEW BOOKS at pocket-money prices!



TEENS GO FREE!

See your Book Fair leaflet for two FREE tickets to a choice of top attractions



Win an iPad and a Mortal Engines book bundle!



Visit www.bookfairs.scholastic.co.uk/mortalengines to enter

076599835482 *Free books are subject to terms and conditions. Please contact your Book Fair organiser or Scholastic Book Fairs for details.

 SCHOLASTIC

BOOK FAIR THIS WAY



Every book you buy earns **FREE BOOKS** for our school!

 SCHOLASTIC

BOOK FAIR THIS WAY



Every book you buy earns **FREE BOOKS** for our school!

CLAIM £25 WORTH OF FREE BOOKS FOR COMPETITION PRIZES!

Build a buzz about your Scholastic Book Fair by running a competition involving the whole school. It will fire up your pupils' imaginations and you can claim £25 worth of free books from the Fair to use as prizes!

- 1 SELECT** a competition and run it the week before your Fair arrives
- 2 COLLECT** competition entries from each class and create a display at your Fair for pupils and parents to see
- 3 CHOOSE** the winners and award the £25 worth of vouchers as prizes, which can be found below
- 4 RETURN** the completed voucher slip and any used prize vouchers to us in the pre-paid envelope provided along with any credit/debit card slips

£25 VOUCHER SLIP

BOOK FAIR ORGANISER NAME: _____

BOOK FAIR DELIVERY DATE: _____

SCHOOL NAME: _____

TELL US WHICH COMPETITION YOU RAN: _____

Terms and conditions: 1. Vouchers only valid if a competition is run before or during your Scholastic Book Fair. 2. Each voucher valid for one transaction from your Fair only. 3. Defaced or photocopied vouchers not accepted. 4. No change given for items less than full value. 5. Maximum of five vouchers to be redeemed per Fair. 6. Please complete and return this slip along with any used prize vouchers in the pre-paid envelope provided.

 SCHOLASTIC

£5.00

£5 PRIZE VOUCHER

Terms and conditions: 1. Valid for one transaction from your Scholastic Book Fair only. 2. Defaced or photocopied vouchers not accepted. 3. No change given for items less than full value.

 SCHOLASTIC

£5.00

£5 PRIZE VOUCHER

Terms and conditions: 1. Valid for one transaction from your Scholastic Book Fair only. 2. Defaced or photocopied vouchers not accepted. 3. No change given for items less than full value.

 SCHOLASTIC

£5.00

£5 PRIZE VOUCHER

Terms and conditions: 1. Valid for one transaction from your Scholastic Book Fair only. 2. Defaced or photocopied vouchers not accepted. 3. No change given for items less than full value.

 SCHOLASTIC

£5.00

£5 PRIZE VOUCHER

Terms and conditions: 1. Valid for one transaction from your Scholastic Book Fair only. 2. Defaced or photocopied vouchers not accepted. 3. No change given for items less than full value.

 SCHOLASTIC

£5.00

£5 PRIZE VOUCHER

Terms and conditions: 1. Valid for one transaction from your Scholastic Book Fair only. 2. Defaced or photocopied vouchers not accepted. 3. No change given for items less than full value.

**THIS IS THE
LAST COPY!**

Please take this
bookmark to the cash
desk to order this
item.

Customer Name:

Title of book:

Author of book:

ISBN:

Price:

Paid?

Attention Book Fair Organiser:

Place a bookmark in the last copy of
fast-selling or advertised books ONLY,
not in all books. Don't staple, stick or
attach to a book; just place loosely inside.

For guidance on which books to choose,
call us on **0800 212 281**.

**THIS IS THE
LAST COPY!**

Please take this
bookmark to the cash
desk to order this
item.

Customer Name:

Title of book:

Author of book:

ISBN:

Price:

Paid?

Attention Book Fair Organiser:

Place a bookmark in the last copy of
fast-selling or advertised books ONLY,
not in all books. Don't staple, stick or
attach to a book; just place loosely inside.

For guidance on which books to choose,
call us on **0800 212 281**.

**THIS IS THE
LAST COPY!**

Please take this
bookmark to the cash
desk to order this
item.

Customer Name:

Title of book:

Author of book:

ISBN:

Price:

Paid?

Attention Book Fair Organiser:

Place a bookmark in the last copy of
fast-selling or advertised books ONLY,
not in all books. Don't staple, stick or
attach to a book; just place loosely inside.

For guidance on which books to choose,
call us on **0800 212 281**.

**THIS IS THE
LAST COPY!**

Please take this
bookmark to the cash
desk to order this
item.

Customer Name:

Title of book:

Author of book:

ISBN:

Price:

Paid?

Attention Book Fair Organiser:

Place a bookmark in the last copy of
fast-selling or advertised books ONLY,
not in all books. Don't staple, stick or
attach to a book; just place loosely inside.

For guidance on which books to choose,
call us on **0800 212 281**.

**THIS IS THE
LAST COPY!**

Please take this
bookmark to the cash
desk to order this
item.

Customer Name:

Title of book:

Author of book:

ISBN:

Price:

Paid?

Attention Book Fair Organiser:

Place a bookmark in the last copy of
fast-selling or advertised books ONLY,
not in all books. Don't staple, stick or
attach to a book; just place loosely inside.

For guidance on which books to choose,
call us on **0800 212 281**.

Lesson 1: What is 'Genre'?

Task 2

ADVENTURE	COMEDY	HORROR
MYSTERY	ROMANCE	

Task 4

adventure <ul style="list-style-type: none">• <i>A journey to a faraway place</i>• <i>A heroic central character</i>• _____• _____• _____• _____	comedy <ul style="list-style-type: none">• _____• _____• _____• _____• _____• _____	horror <ul style="list-style-type: none">• _____• _____• _____• _____• _____• _____
mystery <ul style="list-style-type: none">• _____• _____• _____• _____• _____• _____	romance <ul style="list-style-type: none">• _____• _____• _____• _____• _____• _____	<ul style="list-style-type: none">• _____• _____• _____• _____• _____• _____

Task 5

My predictions: storyboard

A rounded rectangular frame with a blue horizontal bar at the bottom, intended for a storyboard panel.A rounded rectangular frame with a blue horizontal bar at the bottom, intended for a storyboard panel.A rounded rectangular frame with a blue horizontal bar at the bottom, intended for a storyboard panel.A rounded rectangular frame with a blue horizontal bar at the bottom, intended for a storyboard panel.A rounded rectangular frame with a blue horizontal bar at the bottom, intended for a storyboard panel.A rounded rectangular frame with a blue horizontal bar at the bottom, intended for a storyboard panel.

Lesson 2: Book Trailers

Task 1

Ways to Generate Excitement

Lesson 3: Creating Settings

Task 1



School classroom




Rainforest



Desert island



Under the sea



The moon



A magical house



A train

Task 4

[Large empty rectangular box for drawing or writing]

Dear

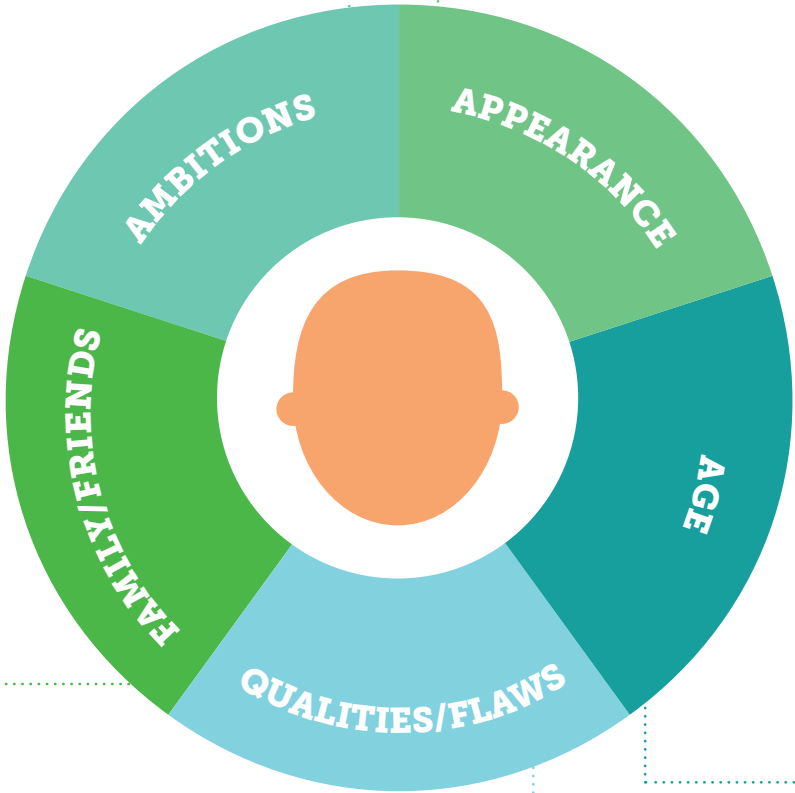


.....
.....
.....
.....

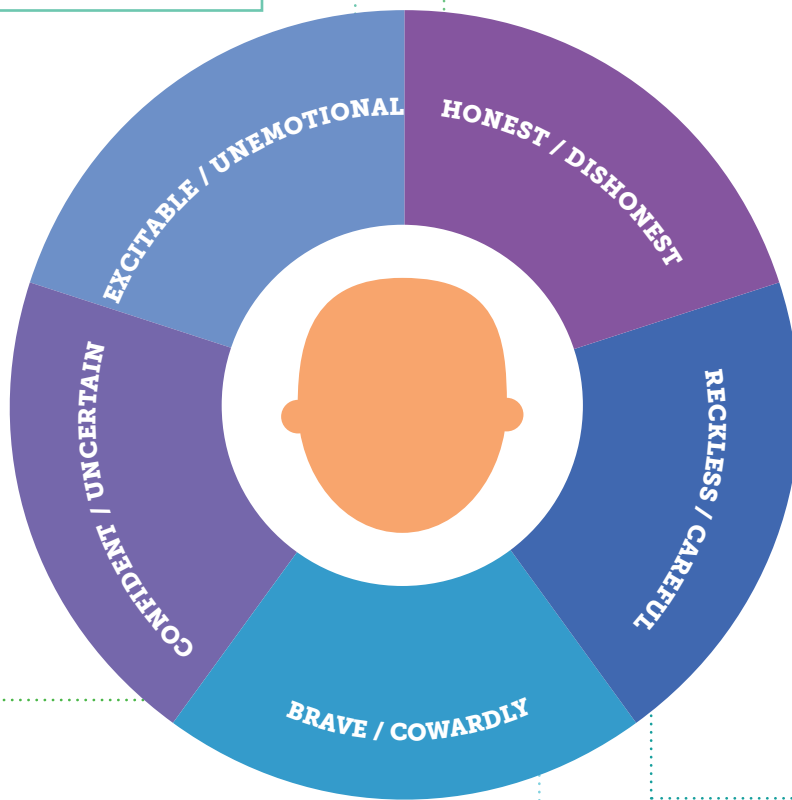


Lesson 4: Character Wheels

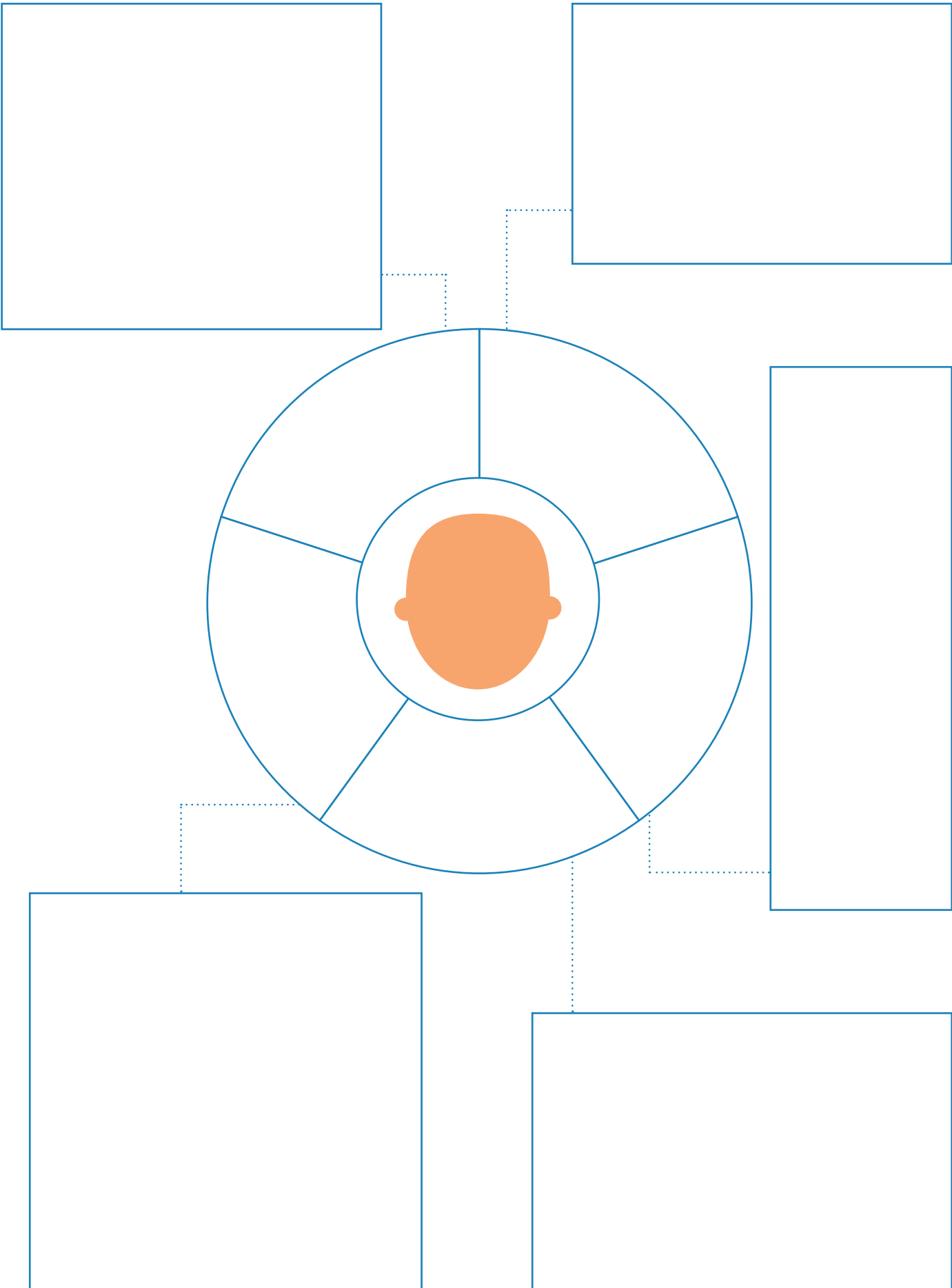
Task 2



Task 3



Task 4



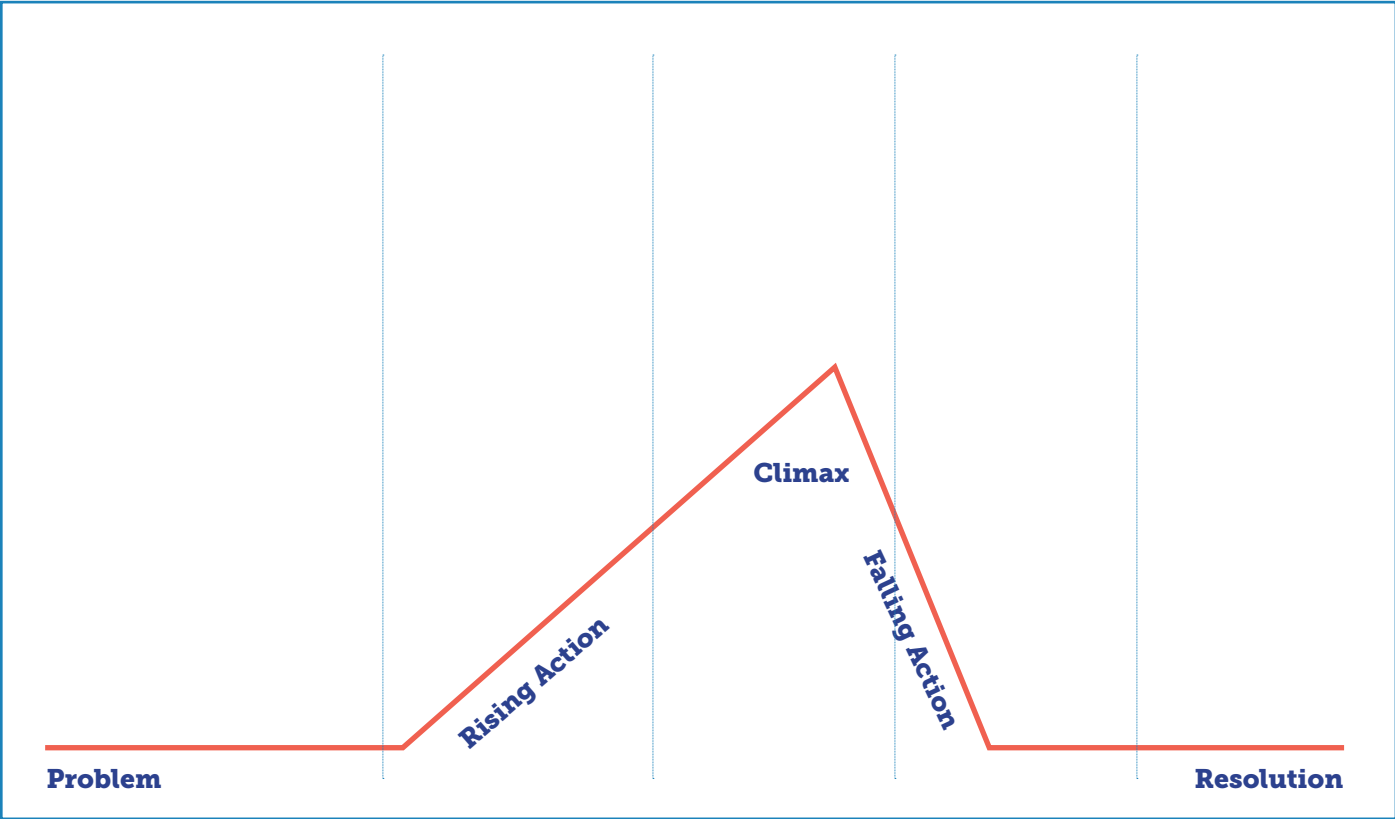
Lesson 5: Intriguing Plots

Task 1

SCI-FI
HORROR
ROMANCE
COMEDY
CRIME
CHILDREN'S LITERATURE
SPY NOVELS
BIOGRAPHY
TRAVEL

<i>Cliffhangers</i>
<i>Mistaken Identities</i>
<i>Suspense</i>
<i>Love</i>
<i>Humour</i>
<i>Time-shifts</i>
<i>'Layered' Stories</i>
<i>Flashbacks</i>
<i>First/Third Person Narrations</i>

Task 2



Beginning

Middle

End

Task 3

A large light blue rectangular area containing ten horizontal dashed lines for writing.

