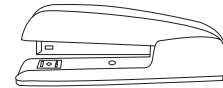
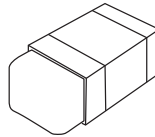
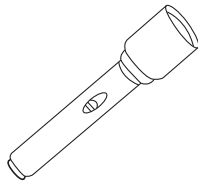
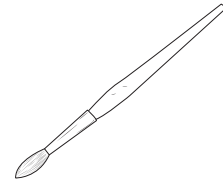
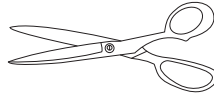



Making a Shadow Puppet

Name: _____

Circle the items that are needed to make a shadow puppet theatre.



Complete each word with the correct double letters.

ee	nn	oo	ff	pp	ll
----	----	----	----	----	----

pu _ _ et

sma _ _ er

thr _ _

l _ _ k

fu _ _ y

o _ _



Making a Shadow Puppet

Name: _____

Number the steps in the correct order. Use the book to help you.

Next, turn off all the lights in the room.



Cut out the puppet's face.



Move your puppet up and down with the chopstick.



Draw a funny face with the white pencil.



With the Blu Tack, stick the chopstick to the back of the puppet.

