



# Scholastic Reading Pro User Guide

Copyright © 2014 by Scholastic Inc. All rights reserved. Published by Scholastic Inc.

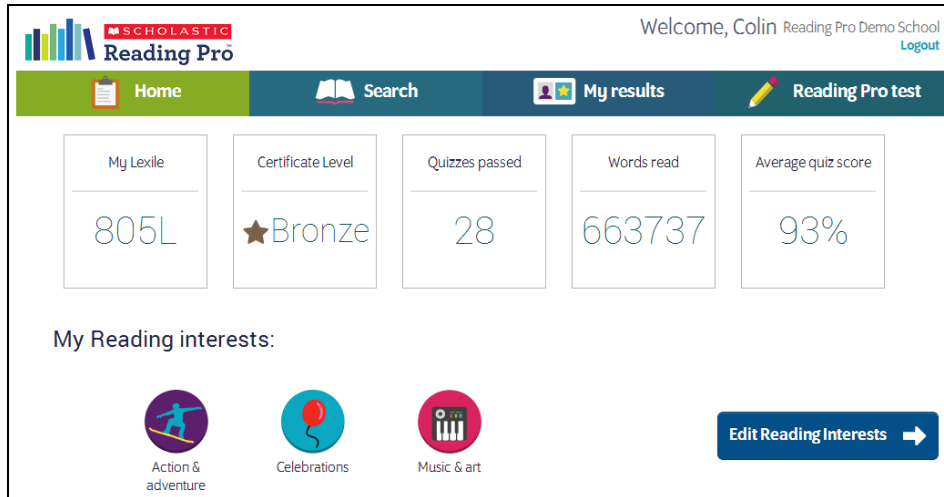
PDF0583 (PDF)

SCHOLASTIC, SCHOLASTIC LEARNING ZONE, SCHOLASTIC READING PRO and associated logos are trademarks and/or registered trademarks of Scholastic Inc. LEXILE is a trademark of MetaMetrics, Inc. Other company names, brand names and product names are the property and/or trademarks of their respective owners.

**Table of contents**

- Overview..... 3**
- Logging in ..... 4**
  - Usage details..... 5
- Scholastic Reading Pro Home screen ..... 5**
- Student software..... 7**
  - Home screen ..... 7
  - Tabs ..... 7
  - Student results ..... 8
  - Reading interests ..... 8
  - Recommended reading list ..... 8
  - Search ..... 10
  - My results ..... 14
  - Reading Pro test..... 17
- Teacher and Administrator software.....20**
  - Home screen ..... 20
  - Reports screen ..... 22
  - Search screen ..... 26
  - Settings screen..... 29
  - Benchmarks screen..... 33
- Library match screen.....33**
- Customer services.....31**

## Overview



The screenshot shows the Scholastic Reading Pro interface for a student named Colin. The top navigation bar includes 'Home', 'Search', 'My results', and 'Reading Pro test'. The main content area displays five key performance indicators (KPIs) in a grid:

My Lexile	Certificate Level	Quizzes passed	Words read	Average quiz score
805L	★Bronze	28	663737	93%

Below the KPIs, the section 'My Reading interests:' features three icons representing 'Action & adventure', 'Celebrations', and 'Music & art'. An 'Edit Reading Interests' button with a right-pointing arrow is located to the right of these icons.


Scholastic Reading Pro™ is a browser-based program that assesses students' reading ability and comprehension. It combines a reading assessment that computes students' Lexile® measures (a valuable piece of information about either an individual's reading ability or the difficulty of a text) with a reading management program that includes thousands of quizzes to assess independent reading. The reading assessment is an adaptive test that adjusts to students' responses. As students progress through the test, the difficulty level of questions changes according to their performance. When the computer has enough information to generate a Lexile measure, the test ends.

Scholastic Reading Pro has both student software and teacher software. The student software allows students to generate a recommended reading list, take the Reading Pro test and book comprehension quizzes and track their results. The teacher software allows teachers to view quizzes, track student progress and generate reports for their students and classes. Administrator software allows administrators to view data and measure progress across the entire school.


Scholastic Reading Pro is accessed through Scholastic Learning Zone (SLZ). For more information on Scholastic Learning Zone, see the **Scholastic Learning Zone User Guide** by clicking the **User guide** link on the SLZ login page (page 4).

## Logging in

Log in to Scholastic Reading Pro using the SLZ login screen.




1. Go to [www.scholasticlearningzone.com](http://www.scholasticlearningzone.com) or your institution's unique login URL. Enter the SLZ profile username and password.



2. Click the Scholastic Reading Pro icon in the My Zone field to open the program.

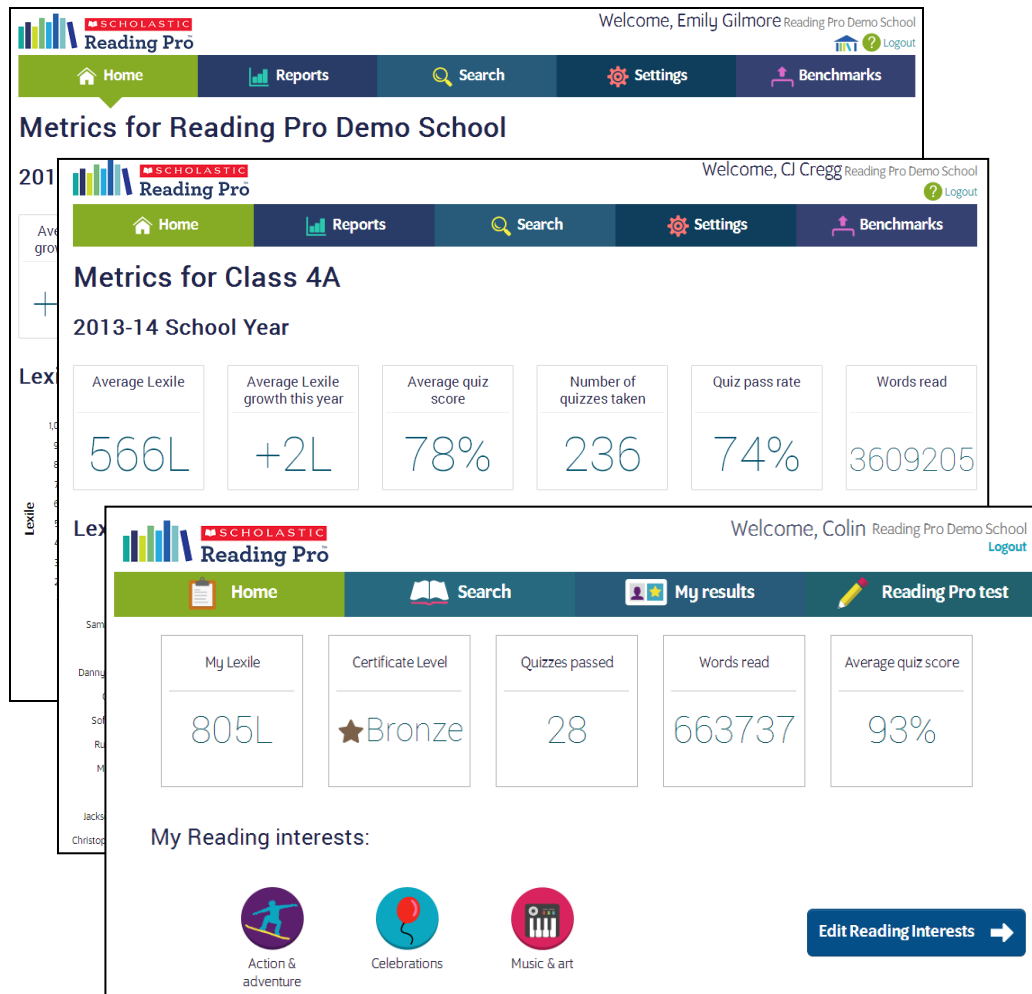
### Usage details

	Average Session/Student	Average Session Time/Student	Total Time/Student
	3	7	21

The Scholastic Learning Zone Home Screen also shows Usage Details for Scholastic Literacy Pro and all SLZ programs.

A session occurs any time a student opens a product for any length of time. **Average Session/Student** shows the number of times on average students have opened a product for use, for any amount of time. **Average Session Time/Student** shows the average amount of time, in minutes, that sessions in a product last – that is, the average amount of time students use a product once they open it. **Total Time/Student** shows the average number of total minutes that students have spent using a product.

## Scholastic Reading Pro Home screen



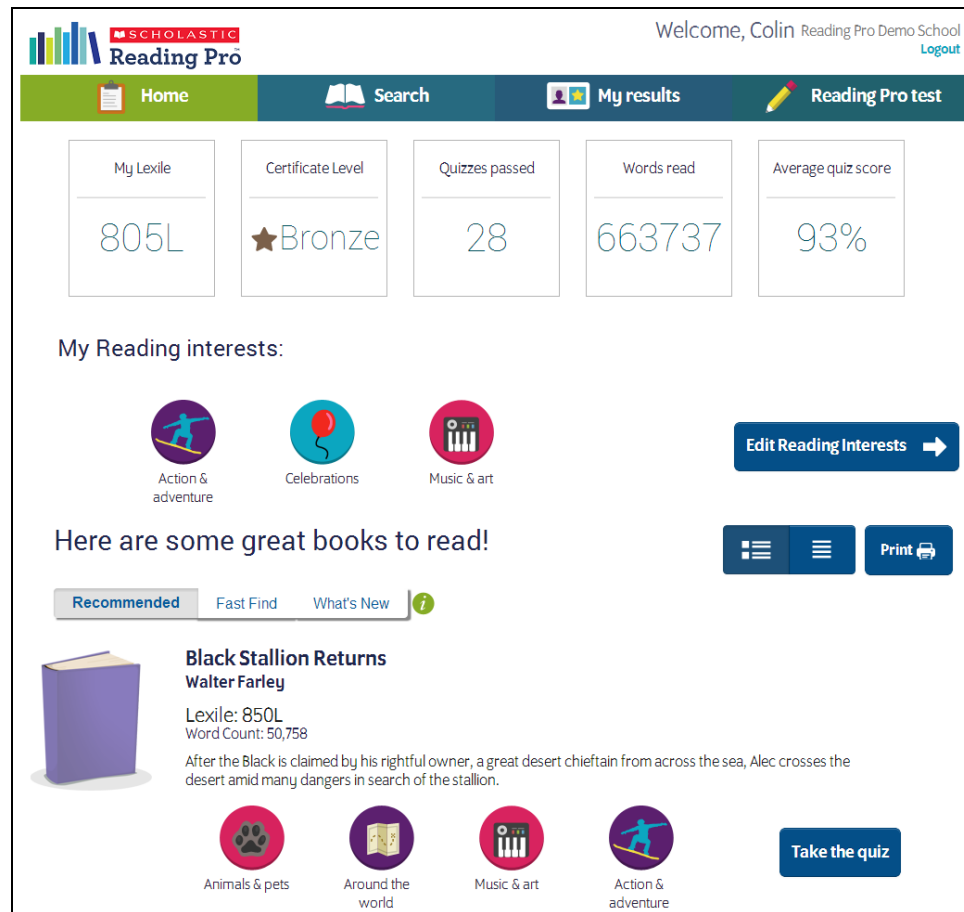
After logging in, students, teachers and administrators arrive at their respective Home screens. All home screens show links and relevant metrics.

The student Home screen shows reading interests and the recommended reading list.

The teacher and administrator Home screens show key metrics and two Scholastic Reading Pro reports. Administrators select benchmarks (*page 28*) and the selected benchmark determines which reports display on the screen. The United Kingdom benchmark displays the Lexile growth report and the Reading proficiency report.

## Student software

### Home screen



The screenshot shows the Scholastic Reading Pro Home screen for a student named Colin. The page features a navigation bar with four tabs: Home, Search, My results, and Reading Pro test. Below the navigation bar, there are five summary cards: My Lexile (805L), Certificate Level (Bronze), Quizzes passed (28), Words read (663737), and Average quiz score (93%). Underneath, there is a section for 'My Reading interests' with three icons: Action & adventure, Celebrations, and Music & art, along with an 'Edit Reading Interests' button. Below that, a section titled 'Here are some great books to read!' features a 'Recommended' tab and a book card for 'Black Stallion Returns' by Walter Farley. The book card includes the Lexile (850L) and Word Count (50,758), a brief synopsis, and four interest icons: Animals & pets, Around the world, Music & art, and Action & adventure, with a 'Take the quiz' button.

The student software Home screen is the first screen students see after login. It displays information and links for students to navigate the software.

### Tabs

The screen shows four tabs:

- **Home:** This link shows the Home screen, with student reading interests (*page 7*) and the Recommended reading list (*page 8*).
- **Search:** This link opens the Search screen (*page 9*).
- **My results:** This link shows the Student results screen (*page 12*), including Reading Pro test and book quiz data.
- **Reading Pro test:** This link opens the Reading Pro test. It is only active when students have an available test to take (*page 15*).

### Student results

My Lexile	Certificate Level	Quizzes passed	Words read	Average quiz score
805L	★Bronze	28	663737	93%

The Student results bar shows data from student work in Scholastic Reading Pro. The results are also shown on the **My results** tab (page 12).

### Reading interests

My reading interests:

Around the World

All Time Favorite Stories

Food & Drink

**Edit Reading Interests** →

The Home screen also shows reading interests selected by students. To select or edit reading interests, click the **Edit reading interests** button.

Choose up to three reading interests:

Action & adventure

Animals & pets

Famous people

Celebrations

All-time favourite stories

Folktales & legends

Food & drink

Friends, family & growing up

In the past

Funny stories

Everything else

Music & art

Mystery

Nature & Earth

Caring & sharing

How things work

Science fiction & fantasy

Space

Fun & games

Around the world

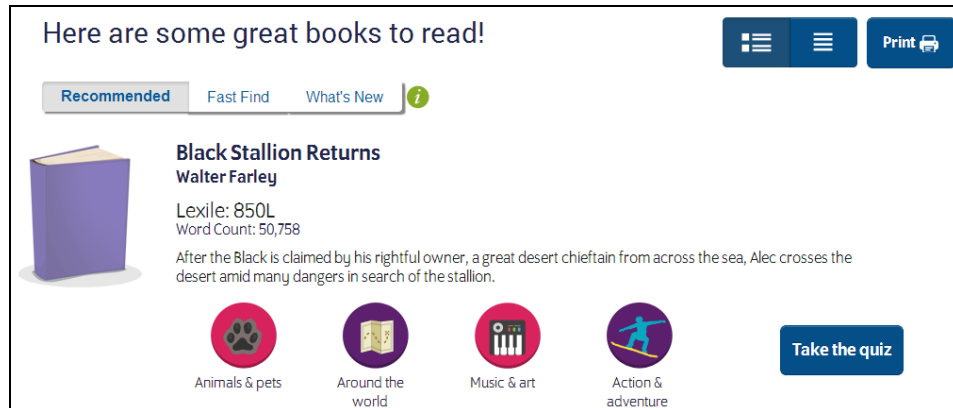
Cancel

Update My reading list →

Select or deselect the interest categories by clicking the appropriate icon. When finished, click **Update my reading list** (click **Cancel** to close the screen without saving changes). The Home screen appears again, with the new Reading interests and updated Recommended reading list.



## Recommended reading list



Here are some great books to read!

Recommended Fast Find What's New ⓘ

**Black Stallion Returns**  
Walter Farley

Lexile: 850L  
Word Count: 50,758

After the Black is claimed by his rightful owner, a great desert chieftain from across the sea, Alec crosses the desert amid many dangers in search of the stallion.

Animals & pets Around the world Music & art Action & adventure

Take the quiz

The Recommended reading list shows books recommended for the student, based on their Lexile measure and reading interests.

To display the list with icons and descriptions, click the icon button at the left. To display the recommendations as a list, click the list icon button at the right.



To print the list, click **Print**.

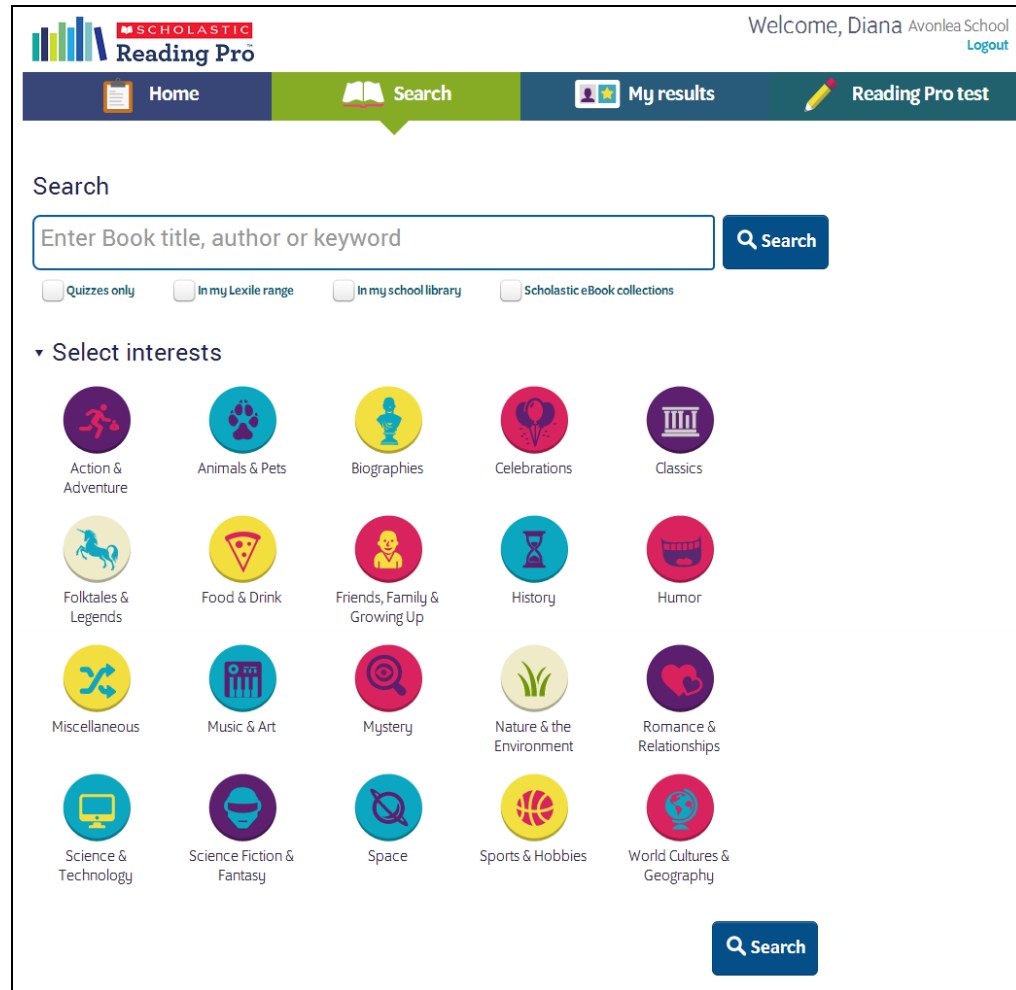


Sort the list using the three filters at the top of the list:

- **Recommended:** Shows a list of recommended books based on the student's Lexile measure and selected reading interests.
- **Fast find:** Shows titles at the student's exact Lexile measure.
- **What's new:** Shows new additions to the book and quiz database.

To take the quiz for a book, click the **Take the quiz** button. This opens the Quiz screen (*page 9*).

## Search



Clicking the **Search** tab opens the Search screen.

To search for a book and/or quiz by title, author or keyword, enter the search term in the search field. To limit the search to quizzes, click **Quizzes only**. To filter the search by Lexile measure, click **In my Lexile range**. To limit the search to only titles that are in the school's library, click **In my school library** (*for more information about this feature, see page 29*). To limit the search to only titles that have Scholastic eBook versions (in Reading Pro Library, BookFlix, and/or TrueFlix), click **Scholastic eBook collections**.

To search for books and quizzes by interest category, click the interest icon so it is highlighted and checked.

Click **Search** to start the search.

Selected categories of books

[Edit →](#)

Quizzes Only   
  In My Lexile Range   
  In My School Library   
  Scholastic eBook Collections

---

Search results for :  
Geronimo Stilton

**Geronimo Stilton, Secret Agent**

**Geronimo Stilton**

Geronimo Stilton

Unlike his sister, Thea, Geronimo usually manages to avoid the mysteries of life. When somehow he finds himself going undercover to get to the bottom of a case, he hardly knows where to start! But Geronimo Stilton, Secret Agent Mouse? It's a title he could get used to!

Lexile	Word Count
490L	6381

Mystery

Action & Adventure

Friends, Family & Growing Up

Funny Stories

The Search Results Screen shows the search results listed by search term. If a search returns more than 300 results, only the 300 most popular will be shown. The results screen also shows the book's Lexile measure, word count, and interest categories.

Selected categories of books

[Edit →](#)

Quizzes Only   
  In My Lexile Range   
  In My School Library   
  Scholastic eBook Collections

---

Search results for :  
series:"Geronimo Stilton"

**Merry Christmas Geronimo**

**Geronimo Stilton**

Geronimo Stilton

Celebrate Christmouse in New Mouse City with Geronimo Stilton. All he wants is to redecorate his mouse hole and find a plant that grows cheese. Bad luck just seems to follow him, though. Will he have a happy holiday?

Lexile	Word Count
430L	9675

Animals & Pets

Friends, Family & Growing Up

If a book is in a series, the series will display below the book title. Clicking on the series title will search for and display all the books in that series.

If you have a subscription to Literacy Pro Library and the book is in Literacy Pro Library, then the **Read Book** button will display. Click this button to open the book in the Literacy Pro Library e-reader in the current tab.

To take the book’s quiz, click **Take the Quiz**.

Depending on the search filters, books may appear on the Search Results Screen even though the student has already taken the quiz for that book. In this instance, the **See My Book Rating** button replaces the **Take the Quiz** button. Click **See My Book Rating** to view the quiz score and student rating and comments for the book.

Hi, Colin

This is the quiz for Golden Compass, The

1. When Lyra and Pantalaimon went to talk to the bear, Pan \_\_\_\_\_ to force Lyra to follow him.

- A** cast a spell
- B** tied a string to her belt
- C** turned into a badger
- D** pretended he was hurt

Exit quiz      Next

After clicking **Take the quiz** the Quiz screen opens.

Read the question, and then click the answer choice. Click **Next** to move to the next question. Click **Exit quiz** to leave the quiz. Any completed answers will not be recorded.

At the last question, click **Finish** to see results.

Congratulations, Colin

# You Passed!

Golden Compass, The by Philip Pullman

**9 out of 10 correct**      **90%**

What did you think of the book?

Loved it   Liked it   Okay   Not Great   Leave it

Do you have any comments about the book?

Type your comments here...

Done

The Results screen shows the quiz results. Students who pass the quiz may rate the book and record their comments. Click **Done** to exit the quiz.

## My results

Welcome, Colin Reading Pro Demo School [Logout](#)

Home Search My results Reading Pro test

My Lexile: 805L  
 Certificate level: ★ Bronze  
 Quizzes passed: 28  
 Words read: 663737  
 Average quiz score: 91%

Title	Author	Lexile	Word Count	Score	Points	Date
Amazing & Death-Defying Diary	Paul Zindel	970L	47966	100%	11	02 Apr 2014

See My book rating

Clicking **My results** opens the My results screen. The My Results Screen shows all of a student’s results for work completed in Scholastic Reading Pro during the current school year.

At the top are the five data points from the Home screen: the average quiz score, total word count read, number of quizzes passed, certificate level and student Lexile measure. Certificate levels are set in the Scholastic Reading Pro program settings (*page 25*).

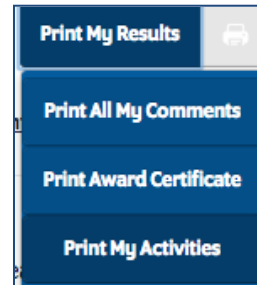
The screen also lists all of the books read by the student. To display the list with icons and descriptions, click the icon button at the left. To display the recommendations as a list, click the list icon button at the right.



Title	Author	Lexile	Word Count	Score	Points	Date	
Anne Of Green Gables (Action)	Elizabeth West	240L	3014	100%	3	12 Dec 2013	<a href="#">See My Book Rating</a>
Ring of Endless Light, A	Madeleine L'Engle	810L	83744	80%	13	27 Dec 2013	<a href="#">See My Book Rating</a>
Harry Potter & Goblet Of Fire	J.K. Rowling	880L	107253	100%	22	19 Dec 2013	<a href="#">See My Book Rating</a>
Little House on the Prairie	Laura Ingalls Wilder	760L	51311	70%	8	12 Dec 2013	<a href="#">See My Book Rating</a>
Little House in the Big Woods	Laura Ingalls Wilder	930L	32966	80%	5	12 Dec 2013	<a href="#">See My Book Rating</a>

To review student results and ratings and comments on book quizzes, click the **See my book rating** button or link.

To print student results, click the **Print My Results** button or printer icon. Choose **Print All My Comments**, **Print Award Certificate**(where available; see Settings screen on page 25) or **Print My Activities** from the pull-down menu.



Colin Jenkins  
Year 4  
Class 4A  
23 Apr 2014

Date	Title	Author	Score	Student rating
21 Apr 2014	Runaway Ralph This was a fun adventure story.	Beverly Cleary	100%	Loved it!
17 Mar 2014	Ring Of Endless Light, A This book was so great!!! I want to read the other ones in the series.	Madeleine L'Engle	90%	Loved it!
17 Mar 2014	Wonder I loved this book so much. If I went to school with Auggie, I would be his friend.	R. J. Palacio	90%	Loved it!

Click **Print all my comments** to open a printable list of the student's books, including results, ratings and comments, in a separate browser window.

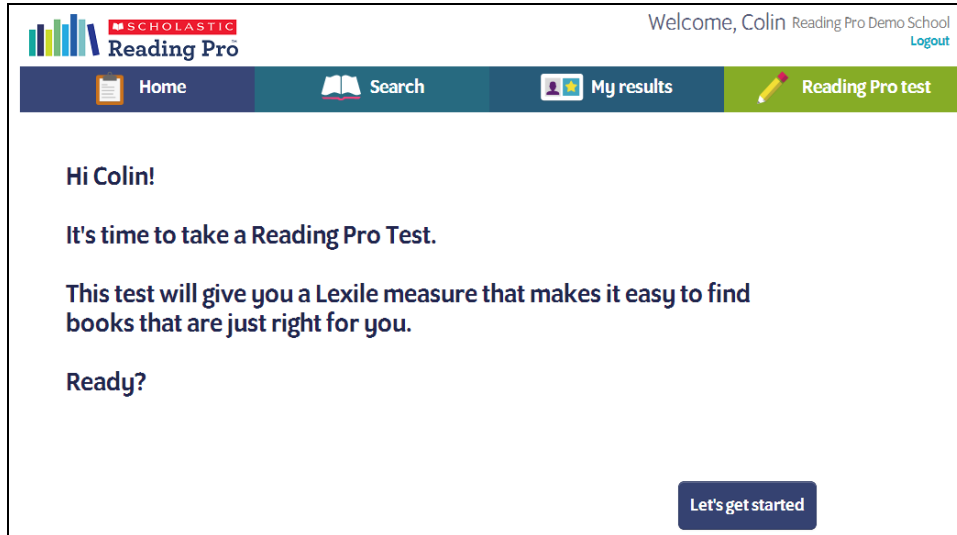
Click **Print award certificate** to open a printable award certificate showing the student's current certificate level in a separate browser window.



To print the book list or the certificate, right-click with the pointer and select **Print page** from the menu. Book lists and certificates may also be saved to the workstation by selecting **Save page** from the menu.



## Reading Pro test



The screenshot shows the Reading Pro test interface. At the top, there is a navigation bar with the Scholastic Reading Pro logo on the left and the text "Welcome, Colin Reading Pro Demo School Logout" on the right. Below the navigation bar are four tabs: "Home", "Search", "My results", and "Reading Pro test". The "Reading Pro test" tab is highlighted in green. The main content area contains the following text:

Hi Colin!

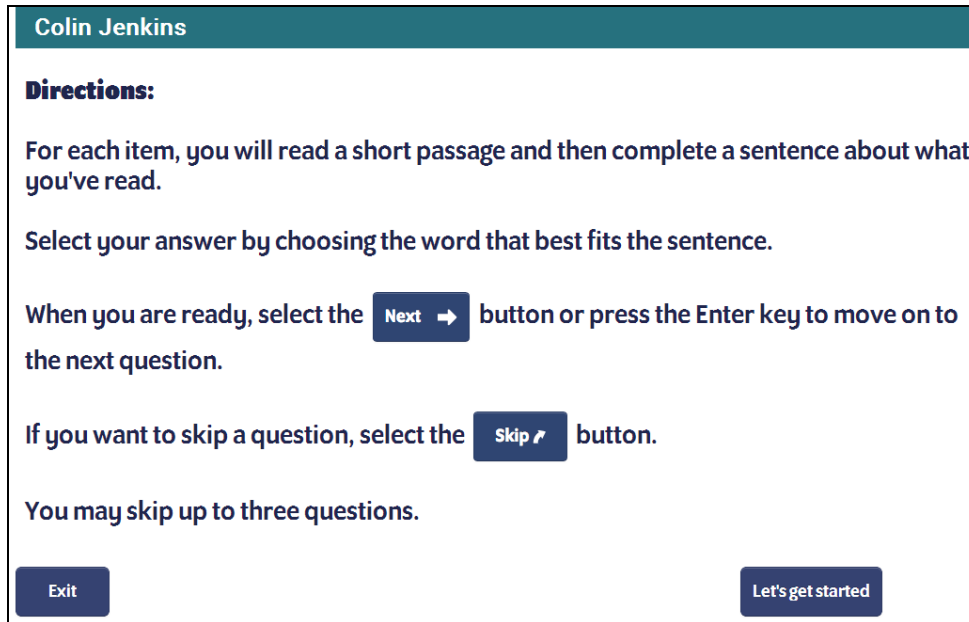
It's time to take a Reading Pro Test.

This test will give you a Lexile measure that makes it easy to find books that are just right for you.

Ready?

At the bottom right, there is a blue button labeled "Let's get started".

The **Reading Pro test** tab launches the Reading Pro Lexile measure test. This test is only available to students as according to the options selected in the Reading Pro test settings (*page 25*). The link opens a screen that introduces the Reading Pro test. Click **Let's get started** to begin the test.



The screenshot shows the Reading Pro test directions screen. At the top, there is a dark teal header with the name "Colin Jenkins". Below the header, the text reads:

**Directions:**

For each item, you will read a short passage and then complete a sentence about what you've read.

Select your answer by choosing the word that best fits the sentence.

When you are ready, select the **Next** → button or press the Enter key to move on to the next question.

If you want to skip a question, select the **Skip** ↗ button.

You may skip up to three questions.

At the bottom left, there is a blue button labeled "Exit". At the bottom right, there is a blue button labeled "Let's get started".

The next screen shows the test directions. The test may begin with practice questions, depending on the Reading Pro test settings (*page 25*). Students may exit the test, and the test session will be saved. Click **Let's get started** to continue with the test, or click **Exit** to exit the test.

The loud sound of a bugle fanfare filled the air, and Amazin' Eddie came out from behind the curtains. Now he had a blue satin jacket on over his T-shirt. He strode over to the microphone. The fanfare music stopped.

The show was \_\_\_\_\_.

- A delayed
- B long
- C starting
- D expensive

Skip ↗

3 skips left

Next →

Read each question, and then click the desired answer option. Clicking an option activates the **Next** button. Click it to record the answer and move to the next question.

When the practice questions have been completed, students see a message saying the rest of the questions will be scored. Click **Go on** to continue.

The scored questions function the same way as the practice questions, but now students have the option to skip questions. Students may skip up to three questions. To skip the question, click **Skip**. Students will see how many available skips they have left onscreen.

**Colin Jenkins**

**Congratulations! You have finished the test.**

My Lexile      Your Lexile measure is 637L.

---

**637L**      Now, you can either exit or create a reading list. What would you like to do?

[Exit](#)      [Create My Reading List](#)

When students finish the Reading Pro test, they may see their results, depending on the selected Reading Pro test settings (page 25). Click **Exit** to exit the test, or to use the Lexile measure to create a Recommended reading list, click **Create my reading list**.

My Lexile <b>805L</b>	Certificate Level <b>★ Bronze</b>	Quizzes passed <b>28</b>	Words read <b>663737</b>	Average quiz score <b>93%</b>
--------------------------	--------------------------------------	-----------------------------	-----------------------------	----------------------------------

My Reading interests:

Action & adventure

Celebrations

Music & art

[Edit Reading Interests](#)

Here are some great books to read!

**Recommended**    Fast Find    What's New

**Black Stallion Returns**  
Walter Farley

Lexile: 850L  
Word Count: 50,758

After the Black is claimed by his rightful owner, a great desert chieftain from across the sea, Alec crosses the desert amid many dangers in search of the stallion.

Animals & pets

Around the world

Music & art

Action & adventure

[Take the quiz](#)

Clicking **Create my reading list** takes the student back to the Home screen (page 6). Students can select up to three kinds of books from the Reading interests, and then click **Create my reading list** from the Home screen to see their Recommended reading list (page 8).

## Teacher and Administrator software

### Home screen

The screenshot shows two views of the Home screen. The top view is for 'Reading Pro Demo School' and the bottom view is for 'Class 4A'. Both views feature a navigation bar with Home, Reports, Search, Settings, and Benchmarks. The school view displays metrics for the 2013-14 school year: Average Lexile growth (+23L), Average quiz score (72%), Number of quizzes taken (2051), Quiz pass rate (74%), and Words read (31,361,514). The class view displays metrics for Class 4A: Average Lexile (566L), Average Lexile growth (+2L), Average quiz score (78%), Number of quizzes taken (236), Quiz pass rate (74%), and Words read (3609205). Below the class metrics are two reports: 'Lexile growth' showing individual student progress from first to most recent test, and 'Proficiency' showing a pie chart of student performance levels: 56% Proficient, 25% Basic, and 18% Below Basic.

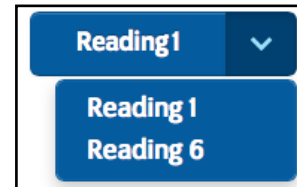
After logging in as a teacher or administrator, the Home screen appears. The Home screen shows metrics for the school (for administrators) or classes (for teachers) and two Scholastic Reading Pro reports (page 20). Administrators select benchmarks (page 28) and the selected benchmark determines which reports display on the screen. The United Kingdom benchmark displays the Lexile growth report and the Reading proficiency report.



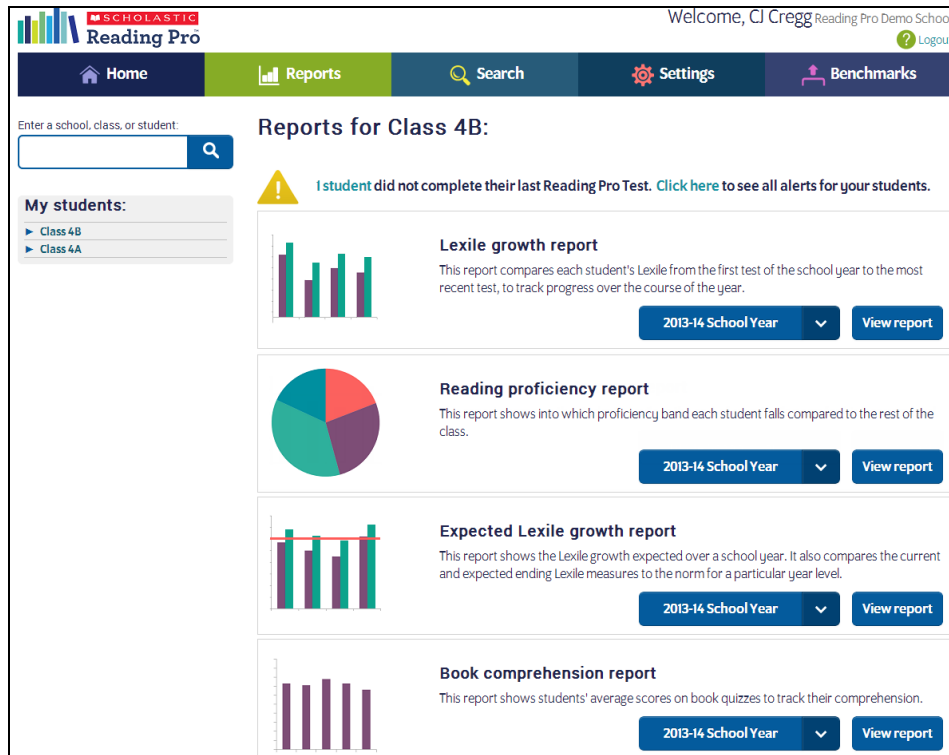
The Teacher and Administrator Home screens include tabs that link to the four other screens in the Teacher/Administrator software:

- **Reports:** Click to go to the Reports screen (*page 20*) and view reports for a school, year, class or individual student.
- **Search:** Click to use the Search screen (*page 22*) to search for books and quizzes.
- **Settings:** Click to set program settings (*page 25*) for a school, class or individual student.
- **Benchmarks:** Click to view or change the Benchmark proficiency bands (*page 28*) for a class or school.

The Teacher Home screen allows teachers with more than one class to change the class view of the Home screen. Click the class icon on the right side of the screen, and then select the class name from the drop-down menu. The Home screen will now display data for the chosen class.

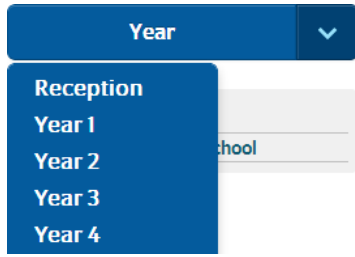


## Reports screen

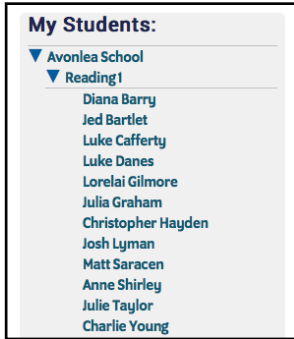


The screenshot shows the 'Reports for Class 4B' screen in the Scholastic Reading Pro interface. At the top, there is a navigation bar with 'Home', 'Reports', 'Search', 'Settings', and 'Benchmarks'. Below the navigation bar, there is a search box for students and a 'My students' sidebar with 'Class 4B' and 'Class 4A'. The main content area is titled 'Reports for Class 4B:' and features a warning icon with the text '1 student did not complete their last Reading Pro Test. Click here to see all alerts for your students.' Below this, there are four report cards, each with a chart, a title, a description, a dropdown menu for the school year (set to '2013-14 School Year'), and a 'View report' button. The reports are: 'Lexile growth report' (with a bar chart), 'Reading proficiency report' (with a pie chart), 'Expected Lexile growth report' (with a bar chart and a red horizontal line), and 'Book comprehension report' (with a bar chart).

The Reports screen shows the Scholastic Reading Pro reports for the school, year, class or student, along with a detailed description of each report.

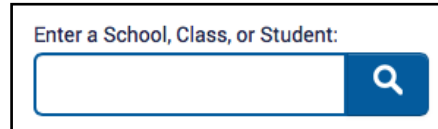


The drop-down menu allows administrators to view report data by school, year, class or student. Click **Year** and use the drop-down menu to filter data by year level.

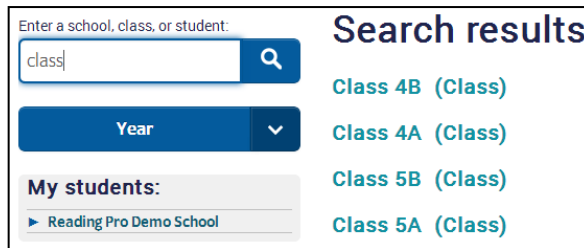


Use the class list to filter data by class or student. Click the arrow by a class name to open the class list and view a register of students. Click the student's name to view data for that student.

Teachers and administrators may also search directly for schools, classes or students using the Search function.



To search directly for reports for a particular school, class or student, type the name of the school, class or student in the search field and click the magnifying glass icon. If there is more than one search result, the Search results screen displays all search results containing the search term. Click the link for the desired search result to view the reports for the school, year, class or student.



Alerts regarding



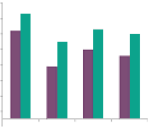
students' data also appear on the Reports screen when a class or individual student is selected. Scroll over the "students" link to see the students' name. To view all alerts for the class, click the **Click here** link to view the Alerts report.

The Alerts report shows students' names along with the alerts that have been recorded by their names. To export the report as a spreadsheet, click **Export**. To print the report, click **Print**.

Alerts report

This report shows which students have not completed certain required tasks, to help track student participation.

By Student	Hasn't taken a quiz in 14 days	Required 3 or more attempts to pass quiz	Scored below 70% on last 3 quizzes	Has not passed at least 5 quizzes above student's Lexile	Able to pass quizzes on books at higher Lexile	Selected books significantly lower than Lexile
Diana Barry	X		X	X	X	
Jackson Belleville	X		X	X	X	
Jen Chen	X			X		X
Becky Cooper	X		X	X		X
Collin Jenkins				X	X	X
Army Gardner	X		X	X	X	



### Lexile growth report

This report compares each student's Lexile from the first test of the school year to the most recent test, to track progress over the course of the year.

2013-14 School Year ▼ View report

Each Scholastic Reading Pro report is represented by a field on the Report screen. Select a time frame (as configured in the Manage calendar section of Scholastic Learning Zone) for each report by using the drop-down menu within each field.

2014 School Year
▼

2014 School Year

Quarter 1

Quarter 2

Quarter 3

Quarter 4

Choose the time period the report should cover by clicking the School year drop-down menu, then choosing a time period.

When a cohort and date range is selected, click **View report** to run the report and view it in a separate browser window.

## Lexile growth report

Print ✕

This report compares the average Lexile of the first test of the school year to the most recent test, to track progress over the course of the year.

2013-14 School Year ▼ 📊 📄

Reading Pro Demo School

Category	First Test	Most Recent Test
School Average	561	584
Year 4	521	556
Year 5	619	631

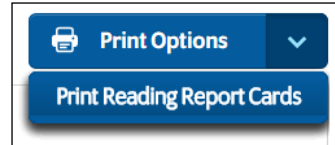
■ First Test    ■ Most Recent Test

Use the icons to change the report from graph view to table view. To export the report as a spreadsheet, click **Export**. To print the report, click **Print**. Click the “X” icon to close the report.

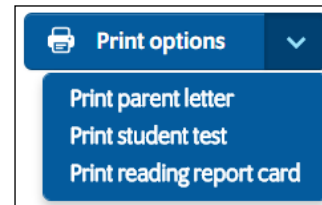
📊 📄



With a class selected from the School Roster tree, you will also have the option to print the Reading Report Cards for that entire class. In the top right corner, use the **Print Options** dropdown menu, then click on **Print Reading Report Cards**. This will display all the reading report cards for the class you have selected in a pop-up window.



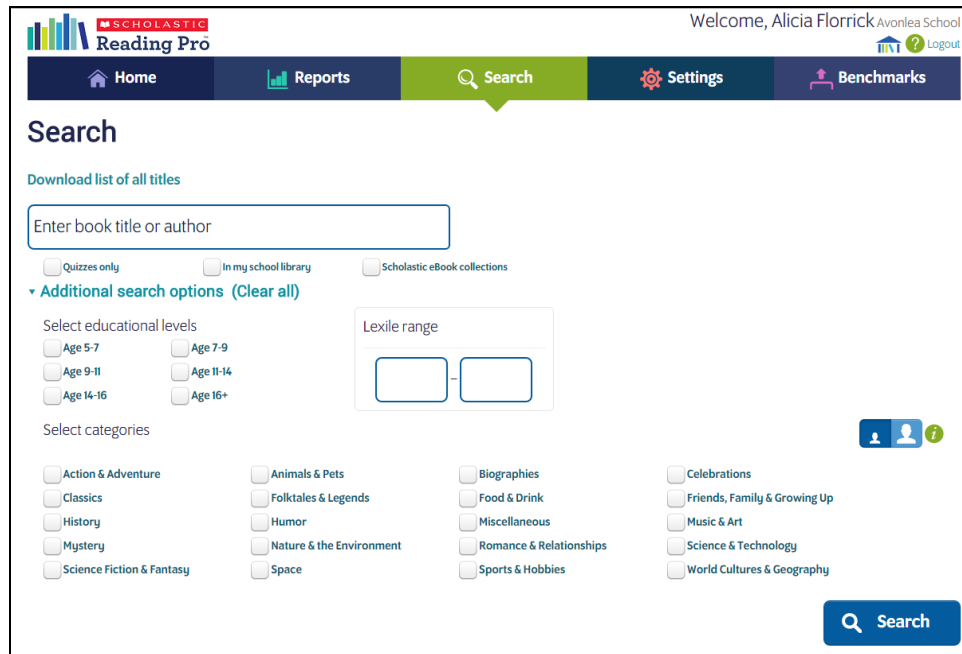
With an individual student selected, in addition to printing the student's Reading Report Card, you will also be able to print the student's LitPro test, as well as a personalized letter introducing the student's parents to Reading Pro.



Student Activities							<a href="#">Add Activity</a> <a href="#">View All Comments</a>	
Title/Author	Lexile	Word Count	Date	Score	Points <i>i</i>	View		
Harry And Lulu Arthur Yorinks	360	1256	03 Jun 2015	0/10	0	<a href="#">Quiz</a>	<a href="#">Delete</a>	
Surf's Up, Geronimo! Geronimo Stilton	480	9312	20 May 2015	0/10	0	<a href="#">Quiz</a>	<a href="#">Delete</a>	

Note too that with an individual student selected, in addition to viewing that student's Lexile and other statistics, you can also see a list of all the quizzes that student has taken. If a quiz was taken in error or needs to be removed from the list for any other reason, click the **Delete** button next to the quiz. Be careful using this feature, as deleted quizzes cannot be recovered.

## Search screen



The Search screen allows teachers and administrators to search for books and quizzes within Scholastic Reading Pro.

To download a list of all the titles available in your country, click the **Download list of all titles** link. The list will download in .CSV format, which you can open in most spreadsheet programs

To search directly for books and quizzes, enter the title or author in the Search field and click **Search**. To filter the search to quizzes only, click the **Quizzes only** checkbox and click **Search**. To limit the search to only titles in the school's library, click the **In my school library** checkbox. Click **Additional search options** to view more search filters. Click **Clear all** to clear all search criteria.



Click the checkboxes to filter the search by education level or category. Enter a Lexile range or point range to filter the search by these criteria.

To filter the search by categories for younger or older readers, click the young or old category icon.



When the search filters are selected, click **Search**.

Search results appear below the search fields. Click **View quiz** to view the quiz and answer key for the selected book. View quiz shows all questions (up to 30 questions per quiz), though students see only ten randomly selected questions at a time.

Library	Title	Author	Lexile code	Lexile	Educational level	Points
	Golden Compass, The His Dark Materials	Philip Pullman		930L	Lower Secondary	22
	Cherryblossom and the Golden Bear	Pamela Freeman	RA	720L	Middle Primary	1

To view the search results as a list, click the list (right) icon. To toggle back to the full search results, click the list with details (left) icon.



To print the list, click **Print**. This opens the list in printable form in a separate browser window. Right-click in the browser window containing the list and select **Print page** from the menu.

## Settings screen

Enter a Class or Student

### Literacy Pro Demo School

LitPro Test Settings:

Save >

**My Students:**

- ▶ Literacy Pro Demo School

Minimum number of days between completed tests:

Require students to take practice test

Limit reading list titles to only those in the school library ?

Limit number of books in reading list to:

Show student Lexile measure after test completion

Limit test access to certain days and times

Allow students to see their reading list

Limit reading list to titles with book quizzes

Limit practice test to one per student

Allow students to change reading interests

**Book Quiz Settings:**

Display incorrect answers

Allow student to print

Quiz pass mark:

Limit quiz access to certain days and times

Include teacher-added points in report totals

Restrict number of quiz attempts to:

Number of days between quiz attempts:

Allow students to search outside educational level ?

- Lower Primary
- Middle Primary
- Upper Primary
- Lower Secondary
- Middle Secondary
- Upper Secondary

Awards are based on: Points Earned ?

<p>Gold</p> <hr style="width: 50%; margin: 0 auto;"/> <p>500</p>	<p>Silver</p> <hr style="width: 50%; margin: 0 auto;"/> <p>250</p>	<p>Bronze</p> <hr style="width: 50%; margin: 0 auto;"/> <p>100</p>	<p>Red</p> <hr style="width: 50%; margin: 0 auto;"/> <p>50</p>	<p>Blue</p> <hr style="width: 50%; margin: 0 auto;"/> <p>25</p>
--	--	--	--	---

[Restore Defaults](#)

Enter a school, class, or student

**My students:**

- ▶ Class 4B
- ▼ Class 4A
  - Diana Barry
  - Jackson Belleville
  - Jen Chen
  - Henry Cho
  - Danny Concannon
  - Becky Cooper
  - Matthew Cuthbert
  - Amy Gardner
  - Michel Gerard
  - Christopher Hayden
  - Colin Jenkins
  - Tamar Lev
  - Nicole Macias
  - Samantha Malen
  - Jess Mariano
  - Russell Rennie

The Settings screen allows teachers and administrators to set Scholastic Reading Pro program settings for a school, class or student. (Administrators can set program settings for all three; teachers for their classes or students only.)

To change program settings for a school, class or student, enter the school, class or student name in the search bar and click the search icon. Teachers may also use the class list to set settings for individual classes or students (administrators will see the school name in their class list, as well).

The school, class or student name appears at the top of the screen.

Scholastic Reading Pro User Guide  
TM ® & © Scholastic Inc. All rights reserved.

Updated 03.09.16  
PDF0583 (PDF); Release 1.8

Teacher and Administrator software • 29


**Reading Pro test settings:**

Minimum number of days between completed tests:

Allow students to see their reading list

Require students to take practice test

Limit reading list to titles with book quizzes

Limit reading list titles to only those in the school library 

Limit practice test to one per student

Limit number of books in reading list to:

Allow students to change reading interests

Show student Lexile measure after test completion


Limit test access to certain days and times

Set the days and times during which students can access the Reading Pro test

Sun  M  Tu  W  Th  F  Sat

Set time periods (optional) [Clear times](#)

Start time:  :  End time:  :

Time zone: 

The first set of program settings are for the Reading Pro test. Click the checkbox next to each Reading Pro test setting to enable the setting.

- **Minimum number of days between completed tests:** Click to set a minimum number of days between Reading Pro tests, and then enter the date limit number in the text field. The default limit is 50 days.
- **Require student to take practice test:** Click this to require students to answer practice questions at the beginning of every Reading Pro test.
- **Limit reading list titles to only those in the school library:** Click this to limit the titles in student reading lists to only those that have been matched to the school library using the Library Match feature.
- **Limit number of books in reading list:** Click the checkbox to limit the books in students' reading lists, and then enter the limit in the text field.
- **Show student Lexile measures after test completion:** Click to allow students to view their Lexile measures after they finish the Reading Pro test.

- **Limit test access to certain days and times:** Click to set the time periods and days of the week during/on which students are allowed to take the Reading Pro test.
- **Allow students to see their reading list:** Click to allow students to see their reading lists.
- **Limit reading list to titles with book quizzes:** Click this to limit students' reading lists to only books with quizzes.
- **Limit practice test to one per student:** Click to limit students to one practice test. If this is checked, the student will take a practice test before the first ever Reading Pro test, but not on any subsequent tests.
- **Allow students to change reading interests:** Click the checkbox to activate reading interest selection.

Click **Save** to save the Reading Pro test settings. Click **Restore defaults** to revert all choices to the default settings.

The Book Quiz Settings section allows teachers and administrators to set parameters for students' book quizzes. Activate each Book quiz setting by clicking the checkbox next to the setting.

**Book Quiz Settings:**

<input checked="" type="checkbox"/> Display incorrect answers	<input checked="" type="checkbox"/> Restrict number of quiz attempts to: <input type="text" value="3"/>
<input type="checkbox"/> Allow student to print	<input checked="" type="checkbox"/> Number of days between quiz attempts: <input type="text" value="7"/>
Quiz pass mark: <input type="text" value="70"/>	<input checked="" type="checkbox"/> Allow students to search outside educational level <span style="color: green;">?</span>
	<input checked="" type="checkbox"/> Lower Primary <input checked="" type="checkbox"/> Middle Primary <input type="checkbox"/> Upper Primary <input type="checkbox"/> Lower Secondary <input type="checkbox"/> Middle Secondary <input type="checkbox"/> Upper Secondary
<input type="checkbox"/> Limit quiz access to certain days and times	
<input type="checkbox"/> Include teacher-added points in report totals	

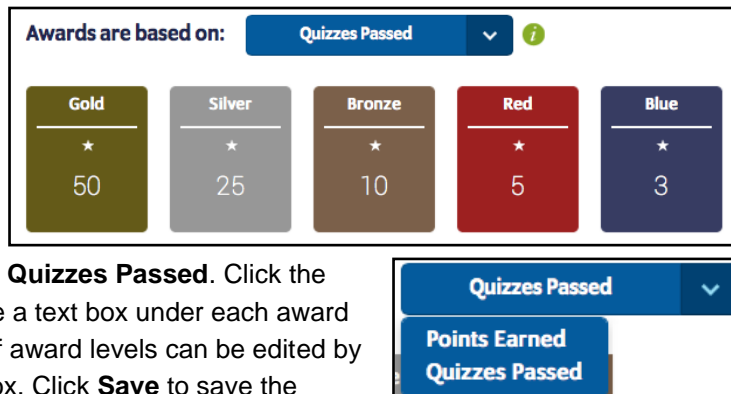
- **Display incorrect answers:** Allows students to see their incorrect answers when reviewing their quiz results. The default setting is checked.
- **Allow students to print:** Allows students to print their reading list, book ratings and comments. The default setting is unchecked.
- **Allow student to print certificate:** Allows students to print their award certificates. The default setting is unchecked.
- **Quiz pass mark:** Sets the passing mark for book quizzes. Use the arrows or type in the text field to set the mark. The default setting is 70%.
- **Limit quiz access to certain days and times:** Click to set the time periods and days of the week during/on which students are allowed to take quizzes.

- **Include teacher-added points in report totals:** Click to include any quiz points manually added by teachers in all generated reports which feature quiz points.
- **Restrict number of quiz attempts to:** Sets the number of times students may attempt a particular book quiz, and then enter the limit in the text field. The default setting is checked at three attempts.
- **Number of days between quiz attempts:** Sets the number of days between students' attempts at a particular quiz. The default setting is checked and set at 7 days.
- **Allow student to search outside educational level:** Allows students to search outside their year group's level. Click the boxes to choose the levels students may access.

Click **Save** to save the settings. Click **Restore defaults** to revert to the defaults.

To set the criteria for student award certificates, use the pull-down menu to choose between **Points Earned** (the

default setting) and **Quizzes Passed**. Click the numbers to activate a text box under each award level. The values of award levels can be edited by typing in the text box. Click **Save** to save the settings.





## Benchmarks screen

	Below Basic	Basic	Proficient	Advanced
Year 1	BR-BR	BR-BR	BR-279	280+
Year 2	BR-BR	BR-194	195-479	480+
Year 3	BR-224	225-424	425-699	700+
Year 4	BR-369	370-559	560-854	855+
Year 5	BR-489	490-719	720-954	955+
Year 6	BR-619	620-829	830-1024	1025+
Year 7	BR-679	680-924	925-1074	1075+
Year 8	BR-769	770-969	970-1124	1125+
Year 9	BR-789	790-1009	1010-1189	1190+
Year 10	BR-849	850-1049	1050-1264	1265+
Year 11	BR-889	890-1079	1080-1339	1340+
Year 12	BR-984	985-1184	1185-1389	1390+
Year 13	BR-984	985-1184	1185-1389	1390+

The Benchmarks screen is where teachers may view and administrators may edit the Scholastic Reading Pro proficiency bands. Only administrators may change the benchmark proficiency bands applied to a school or class.

The four proficiency bands are:

- **Advanced:** Students scoring in this range exhibit superior performance when reading text that is year-level appropriate.
- **Proficient:** Students scoring in this range exhibit competent (“year-level”) performance when reading text that is year-level appropriate.
- **Basic:** Students scoring in this range exhibit minimally competent (“below year-level”) performance when reading year-level appropriate text.
- **Below Basic:** Students scoring in this range do not exhibit minimally competent performance when reading year-level appropriate text.

Choose which benchmark settings to apply by using the drop-down menu and clicking the setting. This changes the displayed benchmarks. Note that the benchmark selected will control which reports are viewable on the Home screen.

## Library match screen

To access the Library match feature, click the Library match icon in the upper right. This feature is only available to site administrators.



**Match your library books**

Import a list of books from your library to match them to books and quizzes in Scholastic Reading Pro. Search results and student reading lists will indicate if a title is in your school's library with a small icon (📖) so students and teachers can easily find a copy of a title to read. You can also filter a search to show only titles available in your school library.

For information on matching, [click here](#).

Download a sample file

Choose file

**Library match summary**

2,090 total titles in your school library are matched in Scholastic Reading Pro.

Download full list

File name	Status	Successful matches	No matches found	Date uploaded	Uploaded by
sample_library.csv	Done	9 books	3 books	16 Jun 2014	Emily Gilmore
library_cleaned.csv	Done	2,156 books	6,526 books	07 May 2014	Emily Gilmore
report_20140507143726.csv	Done	9 books	326 books	07 May 2014	Emily Gilmore
Farrer Park Recommended titles.xlsx	First row missing AUTHOR_NAME or AUTHOR_LAST_NAME heading	-	-	09 Apr 2014	Emily Gilmore

The Library match screen is where administrators may upload a list of books from their school library to match them to books and quizzes in Reading Pro. Titles that are matched will display with a small icon next to them in search results and Recommended reading lists.

Once a file is uploaded, the results will display in a table, showing the file name, status, number of successful matches, number of unsuccessful matches, date uploaded, and the administrator who uploaded the file. Clicking on the number of successful or unsuccessful matches will prompt a CSV download of the titles that were successfully or unsuccessfully matched.

The Library match summary shows the total number of titles that have been matched in Reading Pro. Click **Download full list** to download a CSV file of all the titles that have been matched.

If titles in the import file were not an exact match to the titles in Reading Pro, the **Review close matches** button will appear. Click the button to view the Review close matches screen.

### Review close matches

The imported books below did not exactly match any books in Reading Pro. Review the possible close matches listed next to each book. If a possible match is the correct book, select it. If none of the possible matches are correct, select **None of the above**. To view more possible matches, click **View more**. Your selections will automatically be saved.

Imported book	Possible book matches
Great Beak Lake	<input type="radio"/> Great African American-Olympic (960L) Shaun Hunter
	<input type="radio"/> Great Aussie Inventions (1040L) Amy Hunter
	<input type="radio"/> Great Bear Lake (750L) Erin Hunter
	<input type="radio"/> Great Bear Lake (Seekers) (750L) Erin Hunter
	<input type="radio"/> None of the above
	<a href="#">Clear selection</a>

**Save and continue** >

Imported titles will show alongside possible matches from the Reading Pro database. If a possible match is the correct book, select the radio button next to that title. If none of the possible matches are correct, select **None of the above**. To view more possible matches for a title, click **View more**. Click **Clear selection** to clear the selected radio button. Click **Save and continue** to save the selections and move to the next page of matches. Titles that are marked as a match will now appear in search results and recommended reading lists as matched.

## **Customer services**

For questions or other support needs with Scholastic Learning Zone and its affiliated products, contact Scholastic Customer Services to speak to a representative.

For the United Kingdom:

- By phone: 0800 212 281
- By email: [readingpro@scholastic.co.uk](mailto:readingpro@scholastic.co.uk)

For answers to specific questions about using Scholastic Learning Zone and associated Scholastic products, click **Help** at the top of the Scholastic Learning Zone Dashboard.