

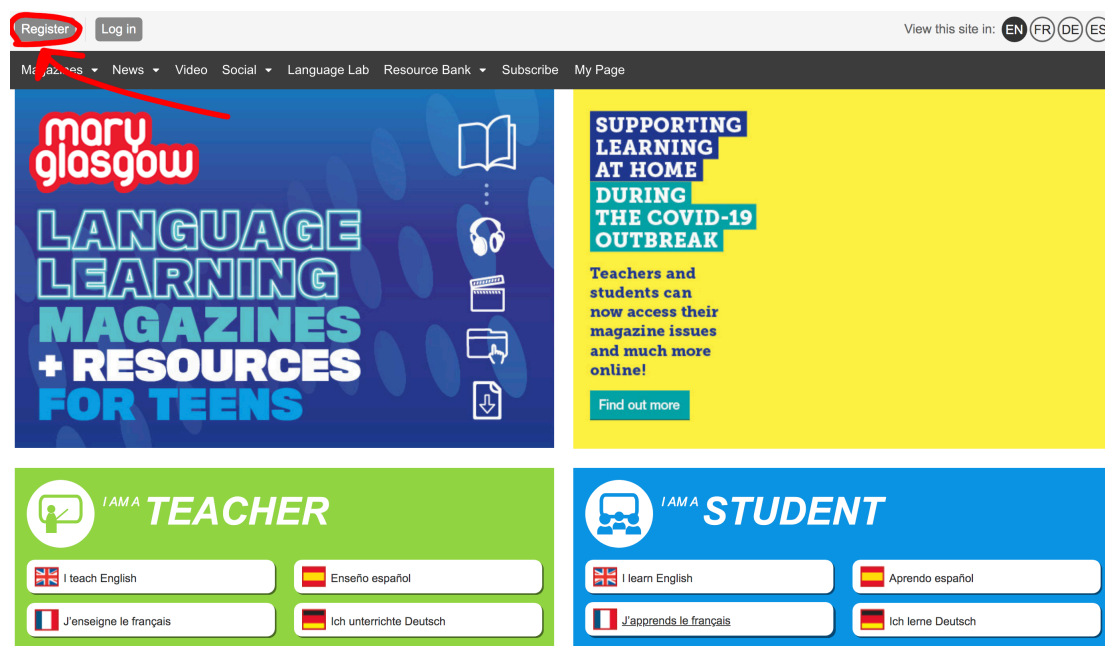
Mary Glasgow Website – A guide for students

Contents

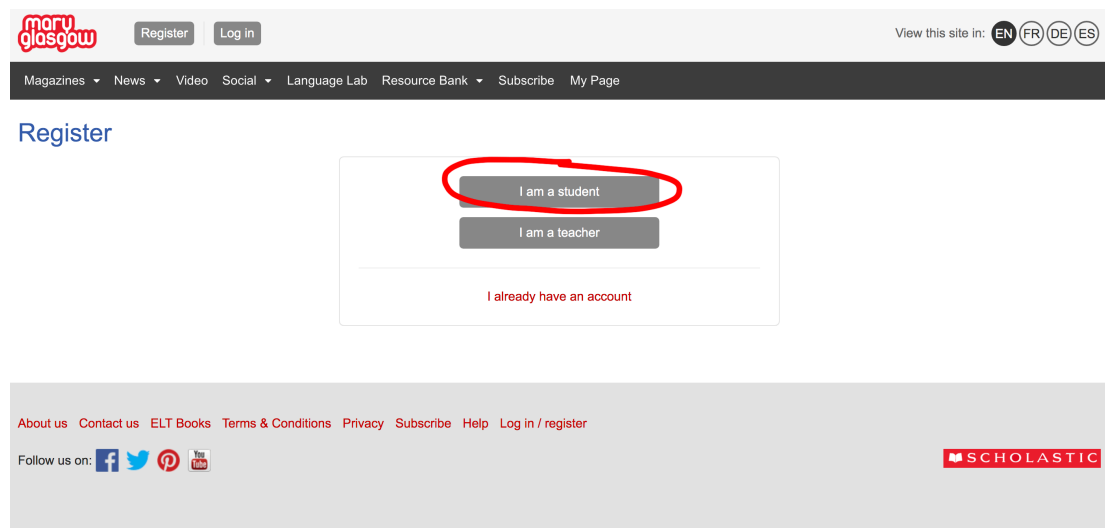
1. Registering on the website
2. Using the website
3. News and Student News
4. Points and Prizes
5. Chatter and Friend Finder
6. Language Lab
7. Resource Bank
8. My Page (changing password and details, adding student codes etc.)
9. Contact us

Registering on the website for the first time


1. Go to www.mg-plus.net and click 'Register'



2. Click 'I am a student'



3. Fill in your details. For **‘student code’**, you must type the code that is **printed on the front page of your magazine**. It is a word and letter combination. Ask your teacher if you don’t know this.



RegisterLog in

View this site in: ENFRDEES

Magazines ▾News ▾Video ▾Social ▾Language LabResource Bank ▾SubscribeMy Page

Create student account

Email *

Student code *

Username *

This is what other users will see when you use the site

Password *

Passwords need 6 letters or more


Password confirmation *

Create account

[I already have an account](#)

Where is my student code?

Students who subscribe to a Mary Glasgow magazine can find their student code on the cover of their magazine.

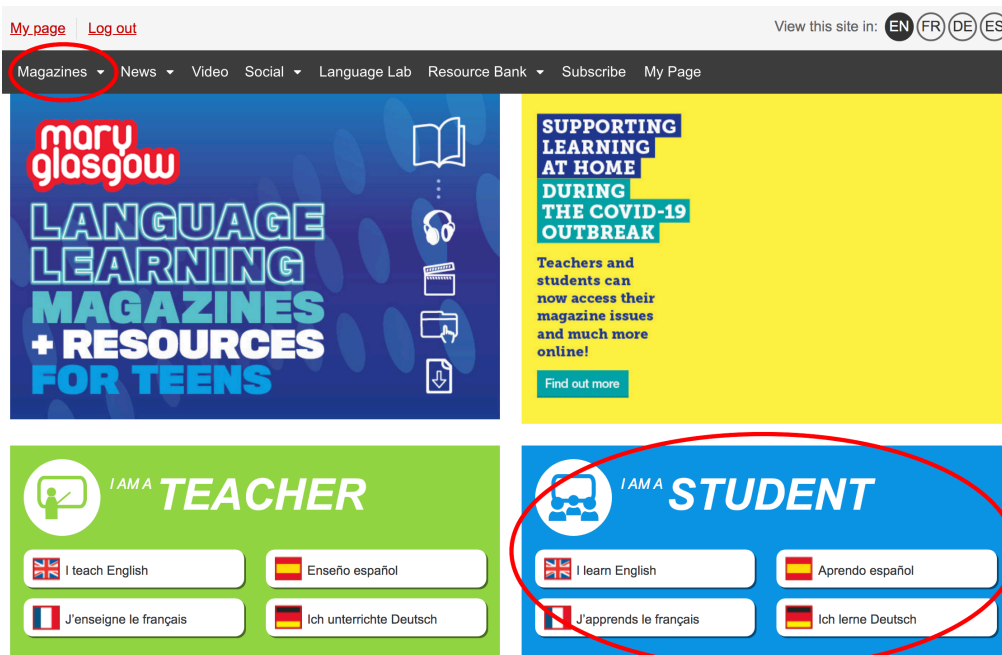


If you have registered before, click ‘Log in’ at the top of the screen and enter your username/email and password. If you have forgotten your password, click Forgotten password? on the Log in page.

Note: some school emails block the ‘reset password’ email. If you need help resetting your password, email us at support@scholastic.co.uk.

Using the website

1. On the homepage, in the 'I am a student' box, click the language you learn. This will take you to the magazines for that language. You can also click on 'Magazines' at the top of the screen.

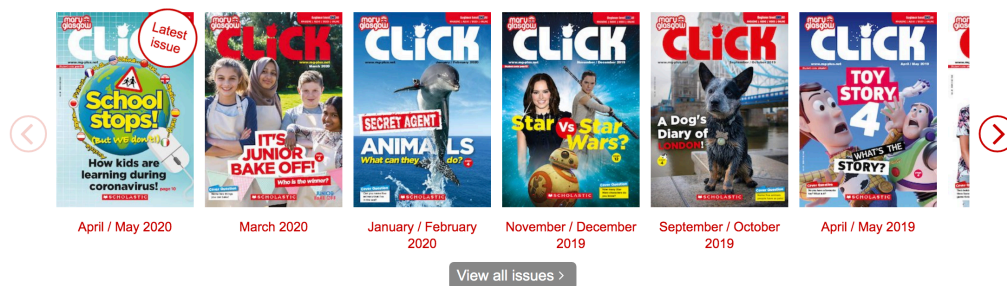


2. Choose the issue.

English Magazines

Click

Elementary




Crown

Pre-intermediate




3. Here you will find all of the resources for that issue. You can:

- listen to and download audio
- read extras
- watch and comment on videos
- complete video activities
- print listening activity worksheets
- complete Language Lab activities for fun. PLEASE NOTE: if your teacher has assigned the activity to you, go to the Language Lab area to complete it.

[My page](#) | [Log out](#)

Magazines ▾ News ▾ Video ▾ Social ▾ Language Lab Resource Bank ▾ Subscribe My Page




Click - November / December 2019
Elementary (A1)



Audio

Listen Along: Star or Star Wars?	download	play
Track 6: Film	download	play
Track 7: News	download	play
Track 8: Phrasebook	download	play
Track 9: Cartoon	download	play
Track 10: School Song	download	play

Printable resources

-  [Audio Transcript September 2019 - February 2020](#)
-  [Listening Activities November / December 2019](#)
-  [Teacher's Notes - November / December 2019](#)


Language Lab

Unit 2: Three Super Schools!

[launch](#) [+ assign to a class](#)


Q Search the Resource Bank

Video



Eco Club: Christmas Waste


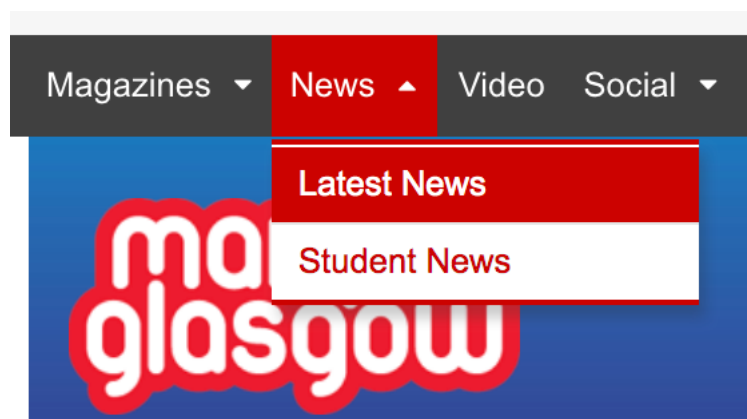
Extra



COMMENT: How can you stop waste at Christmas?

Reading the News

- Every week, we write articles about current events!
- We write them for every level.
- In the black menu bar, click on 'News' then 'Latest news' to see the most recent articles.



Thank you, Captain Tom!



Hero helps the NHS!
[Read more](#)

Have you got a news story?

Students, we want YOUR news! Tell us what's happening in your school, town or country.

We put the best stories on the [Student News](#) page.



More news

Dog detectives!



Can dogs smell coronavirus?
[Read more](#)

Symbols of hope



around the world!
[Read more](#)


Who's on the TV?



The Queen!
[Read more](#)

- You can comment on News articles to tell us what you think! Remember to comment in the language you are learning!

- We also share Student News (excl. German). These articles are written by you!
- Click on 'News' then 'Student News'.



My favourite hobby? Quotes!



by AlfaMona4ever from Czech Republic

[Read more](#)


You are looking at the Student News page for Crown magazine

Click - (Elementary)
Team - (Intermediate)
Club - (Upper-intermediate (B2) FCE)
Current - (Advanced (C1) CAE)



More news

My favourite gadget



by kwnstadina from Greece

[Read more](#)

My favourite summer holiday



by kwnstadina from Greece

[Read more](#)

Online Shopping



by manuelarus from Spain

[Read more](#)

- We love sharing your stories. If you want to send us a story then email it to the correct email for your magazine. [Click here](#) to find it.
- You can also send us videos, photos or drawings, but make sure you have your parent/guardian's permission!
- To find out more about sending Student News, [click here](#)!

Earning Points

Every time you comment on an article or send us Student News, you earn points. The person with the highest number of points each month is the Student of the Month. Your username will be shown on your magazine's page (e.g. for Click or Allons-y).



ChristaBP


Malte

L'élève du mois - Allons-y ! avril 2020

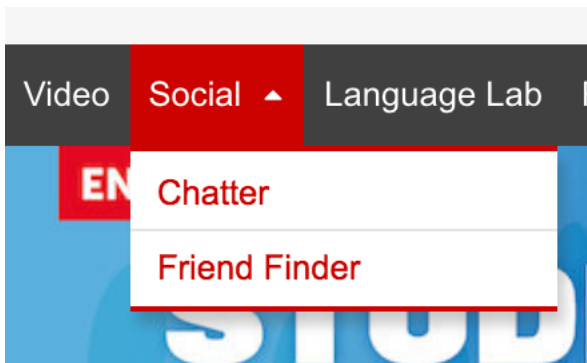
Félicitations ChristaBP ! 😊

[Le top 50 du mois >](#)


If you earn the most points over a magazine period (e.g. September – October, January – February etc.) you can win a prize. There is one winner per language (not per magazine). If you win, we will contact you. Learn more about prizes [here](#).

Using Chatter (English magazines only)

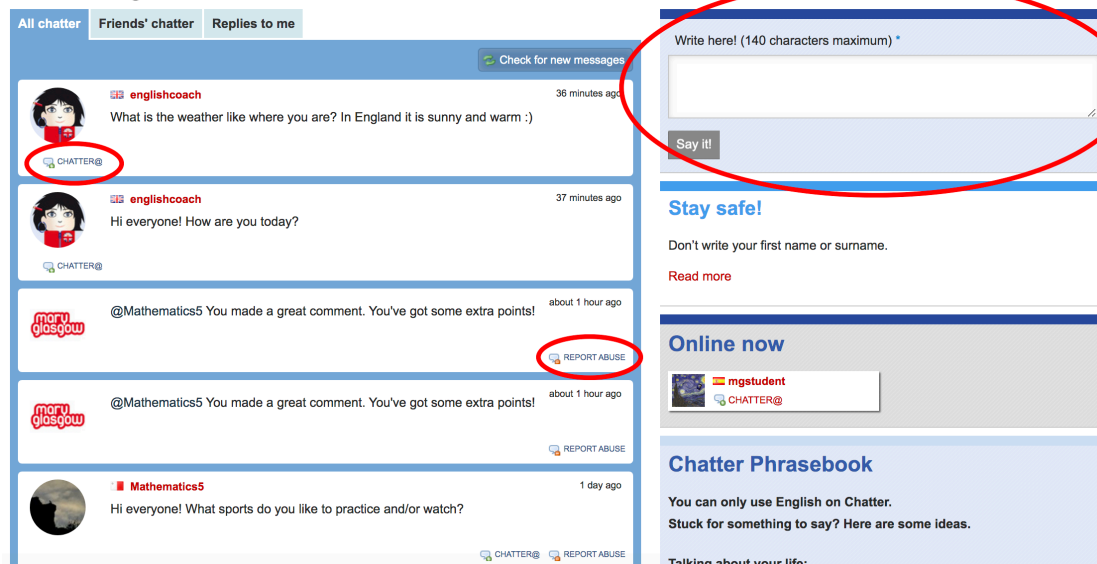
1. You can chat with other students in the Chatter area.
2. Click on 'Social' then 'Chatter'.



3. Write your message on the right.
4. Click CHATTER@ on someone's message to reply to them.
5. Don't use bad language, post your address or your password!
6. If you see someone doing this, click REPORT ABUSE!

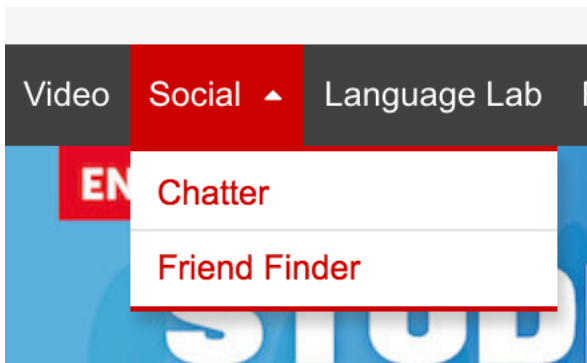


Chat in English




Using Friend Finder (English magazines only)

1. You can add friends in the Friend Finder area.
2. Click on 'Social' then 'Friend Finder'.



- You will see other students at your level.
- You can click on their picture to see their profile.
- You can look for friends in other countries.



Find friends



2652mc

Add as friend View profile



Kaede0000

Add as friend View profile



ChriFi05

Add as friend View profile



Guigui

Add as friend View profile



Cie03mc

Add as friend View profile



fmorin

Add as friend View profile



Sofiane

Add as friend View profile



Michaela07

Add as friend View profile

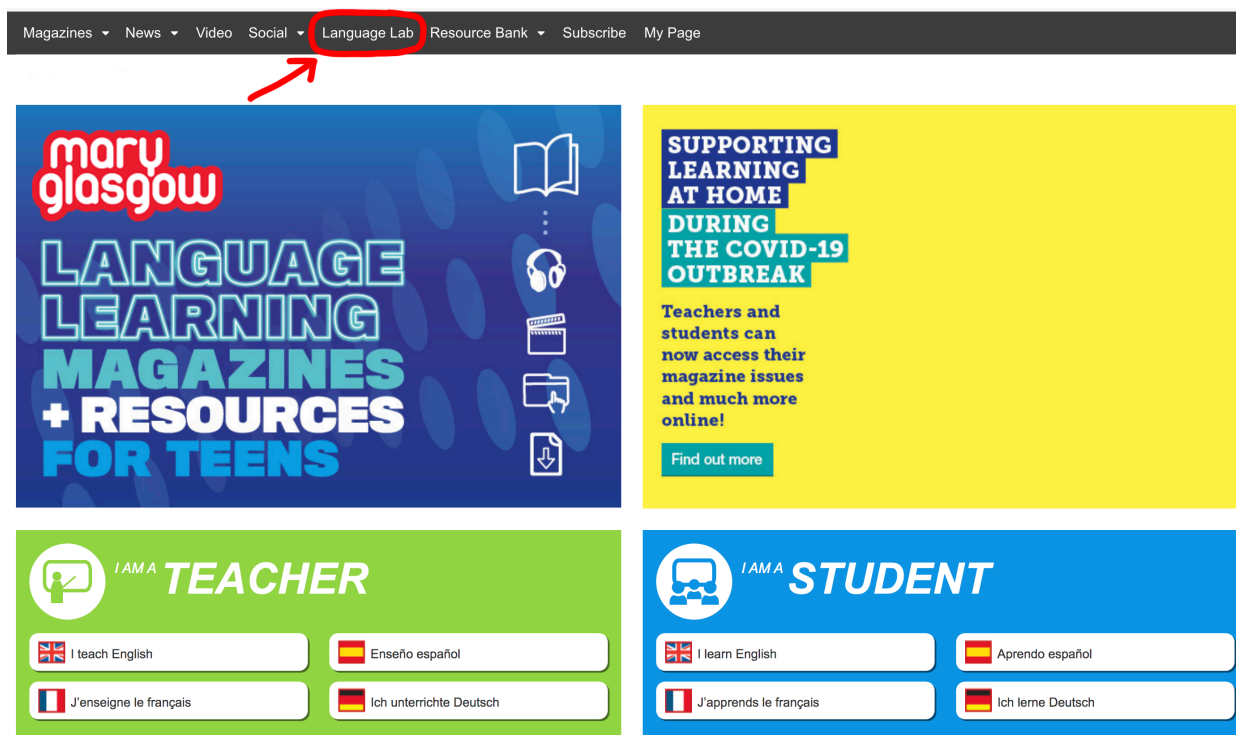
Find people in different countries

Argentina	Australia
Austria	Belgium
Bulgaria	Cameroon
Canada	Colombia
Costa Rica	Croatia
Cyprus	Czech Republic
Denmark	Dominican Republic
Ecuador	Finland
France	Germany
Greece	Hong Kong
Hungary	Iceland
Ireland	Italy
Japan	Malta
Mexico	Montenegro
Netherlands	New Zealand
Norway	Poland
Portugal	Puerto Rico
Russia	Saudi Arabia
Serbia	Slovakia
Slovenia	South Africa
South Korea	Spain
Sweden	Switzerland
Taiwan	Thailand


3. You can talk to your friends in Chatter.

Joining and using the Language Lab


1. Click on Language Lab on the top menu bar.



2. Click the 'join' button at the bottom of the Language Lab page.



3. Enter your 'class code'. This is different to the student code. It is a jumble of letters and numbers that your teacher gives you.



Join a class

Enter class code *

Join

Cancel

- Once you've done this you will see all of the activities that have been assigned to your class. You can click on the red link to complete the activity, and you will see your score on the right.

Classes


25 Sept
Magazine: **Bonjour**

Issue	Learning unit	Best score
Bonjour septembre - octobre 2019	Unité 1 : « Je veux sauver la planète ! »	85% Retake
Bonjour septembre - octobre 2018	Unité 1 : Vivre sans déchets, c'est possible ?	Continue
Bonjour avril – mai 2017	Unité 5 : Fous du Japon !	14% Retake

You can complete an activity as many times as you want by clicking 'Retake'. Your score will be updated if you do better.


Using the Resource Bank

- In the Resource Bank, you can search for videos, audio, articles, activities and worksheets.
- Use the filters on the right to find specific resources.

[mgstudent](#) [Log out](#)


Magazines ▾ News ▾ Video ▾ Social ▾ Language Lab Resource Bank ▾ Subscribe My Page

ENGLISH
RESOURCE BANK
OVER 14,000 CLASSROOM RESOURCES



Most popular downloads


Listen along: Kangaroos in the news [Click April / May 2020](#)



[Animals](#) [Audio](#) [Beginner \(A1\)](#) [Elementary \(A1\)](#)

Details and download >


Listening Activity March 2020 [Crown March 2020](#)



[Environment](#) [Festivals](#) [Listening](#) [Making comparisons](#) [Pre-intermediate \(A2\)](#) [Worksheet](#)

Details and download >

CLICK Teacher's Notes April / May 2020 [Click April / May 2020](#)



[Beginner \(A1\)](#) [Worksheet](#)

Details and download >

Keywords

Search

Resource type

[Audio](#)

[Image](#)

[Journal article](#)

[Magazine article](#)

[Online activity](#)

[Video](#)

[Worksheet](#)

Skill

[Grammar](#)

[Listening](#)

[Reading](#)

[Speaking](#)

[Vocabulary](#)

[Writing](#)

Level

[Show](#)

Grammar

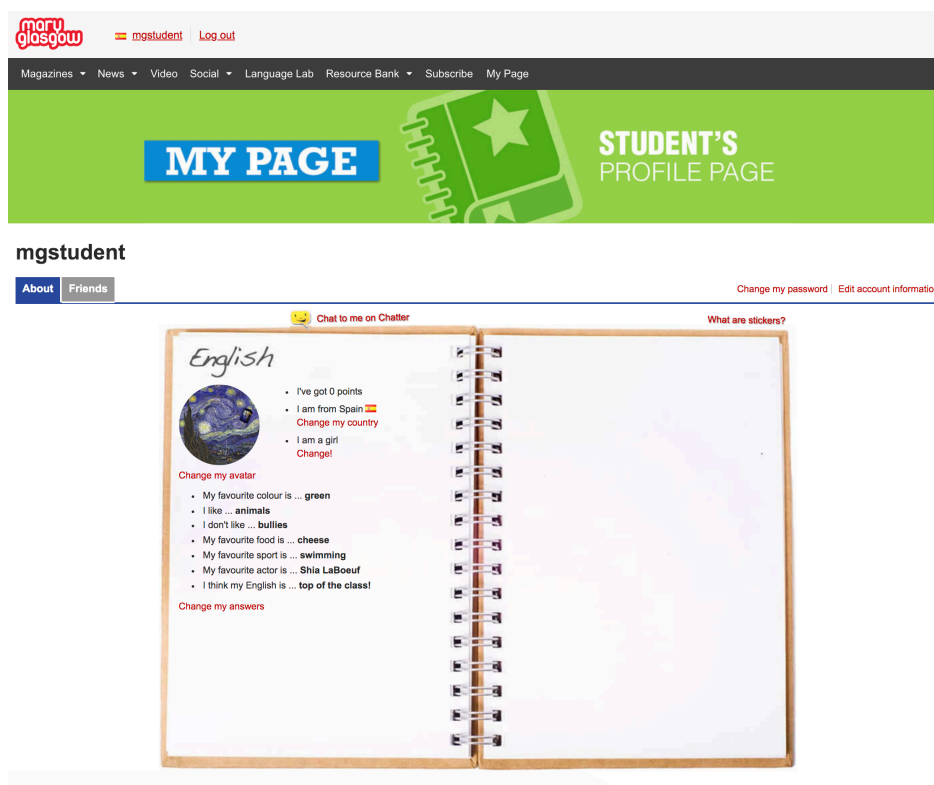
[Show](#)

Magazine

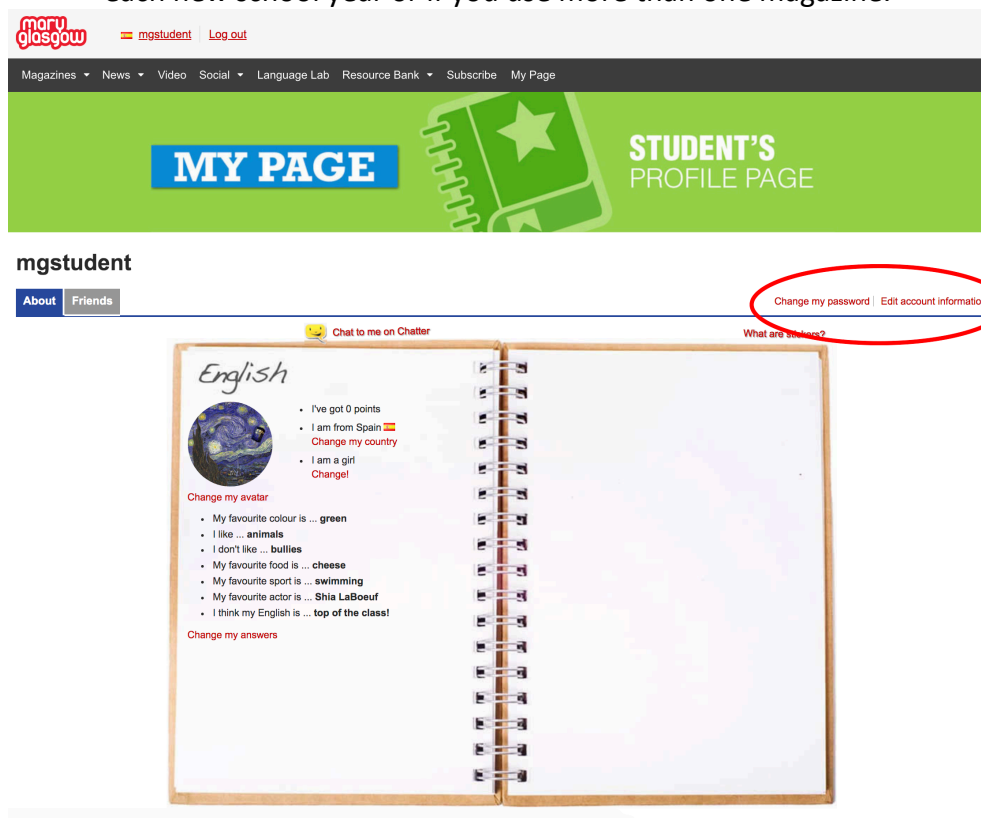
[Show](#)

My Page

1. In the My Page area, you can add or change your avatar.



2. You can answer the questions so people know more about you.
3. You can see your stickers. (What are stickers?)
4. You can change your password by clicking 'Change my password'. (Some school email addresses block this. If you can't reset your email then email us at support@scholastic.co.uk)
5. You can add a new Student Code by clicking 'Edit account information'. You will need to do this each new school year or if you use more than one magazine.



6. You can change your details.

Edit your account details

Student codes

Student code *

[Cancel](#)

You currently have access to:

[French](#) [German](#) [Spanish](#) [English](#)

Your information

My username *

ⓘ Usernames can only have letters or numbers

Given name *

Surname *

ⓘ This is so your teacher can identify you in the class and will not be visible to other students. The username that you used to create your account is what fellow students will see.

Email address

ⓘ My email address is mgstudent@scholastic.co.uk

Email address confirmation

ⓘ Don't worry! We won't send you marketing emails. We will not give your email address to any person outside of Mary Glasgow Magazines.

[Change my password](#)

ⓘ Registering with us means you agree to our [Terms & Conditions](#)

[Cancel](#)

Contact us

If you have a problem or question about the website or the magazines, you can email us here:

English – support@scholastic.co.uk

French – aide@maryglasgowplus.com

Spanish – ayuda@maryglasgowplus.com

German – hilfe@maryglasgowplus.com

If you want to send us Student News articles, you can email us using the address for your magazine:

click@maryglasgowplus.com

crown@maryglasgowplus.com

team@maryglasgowplus.com

club@maryglasgowplus.com

current@maryglasgowplus.com

allonsy@maryglasgowplus.com

bonjour@maryglasgowplus.com

cava@maryglasgowplus.com

cheznous@maryglasgowplus.com

quetal@maryglasgowplus.com

ahora@maryglasgowplus.com

elsol@maryglasgowplus.com

dasrad@maryglasgowplus.com

schuss@maryglasgowplus.com